



DISE ANALYSIS ON ACADEMIC YEAR 2011



SARVA SIKSHA MISSION

Paschim Medinipur

Year : 2011-12

Analysis Parameters

- This analysis is made on the basis of U-DISE report on Govt. Schools of Academic Year 2011-12. Concentration is made only on EDI (Educational Development Index) Parameters like access, infrastructure, teacher and outcome which effect districts' education rank nationally.
- District scenario with five to seven CLRCs having poor indicators are also shown along with the parameters.
- This presentation includes comparative analysis of academic year 2010-11 and 2011-12
- Yellow colour is used for the year 2010-11 and green and magenta colours are used for the year 2011-12 to show improvement or declination respectively in compare to previous year.

DISTRICT AT A GLANCE

Particulars	Year 2011
Geographical Area	9295.28
No. of Sub-Divisions	4
No. of Blocks	29
No. of Municipality	8
No. of CLRC	69
No. of CRC	330
Literacy Rate	70.41%
Female Literacy Rate	59.10%
Total Number of School covered under DISE 2011	9021
Number of School with Primary level	7952
Number of School with Upper Primary level	1379
Number of School with Sec/Higher Secondary level	777
Total Enrolment in Elementary level	1007172
Total Enrolment in Primary level	566093
Total Enrolment in Upper Primary level	441079

DISTRICT OVERVIEW
ELEMENTARY
(State & Central Govt. Schools)

Particulars	Year 2010	Year 2011
Number of Govt. Schools	5623	5727
Total Enrolment (Class I to VIII)	767622	756664
Total Boys Enrolment (Class I to VIII)	389596	383685
Total Girls Enrolment (Class I to VIII)	378026	373979
Percentage of SC Enrolment (Class I to VIII)	23.12	24.16
Percentage of ST Enrolment (Class I to VIII)	14.80	15.57
Percentage of OBC Enrolment (Class I to VIII)	9.53	9.06
Percentage of Minority Enrolment (Class I to VIII)	10.72	12.12
Total Teachers including Para	25717	25973
No. of Classroom (up to Class VIII)	21338	19855
Total Repeater in Govt. Schools	41594	33752
Total CWSN in Govt. Schools	9459	14990

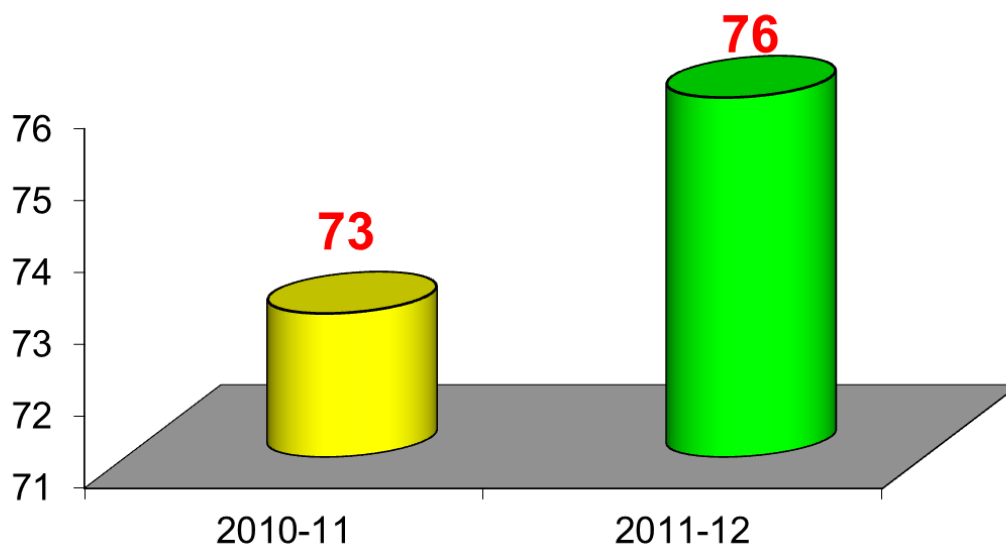
DISTRICT OVERVIEW
PRIMARY
(State & Central Govt. Schools)

Particulars	Year 2010	Year 2011
Number of Govt. Schools	4680	4685
Total Enrolment (Class I to IV)	369023	365822
Total Boys Enrolment (Class I to IV)	187525	185250
Total Girls Enrolment (Class I to IV)	181498	180572
Percentage of SC Enrolment (Class I to IV)	24.96	25.86
Percentage of ST Enrolment (Class I to IV)	16.71	17.57
Percentage of OBC Enrolment (Class I to IV)	6.15	6.27
Percentage of Minority Enrolment (Class I to IV)	11.58	12.5
Total Teachers including Para	16809	16751
No. of Classroom (up to Class IV)	13980	13709
Total Repeater in Govt. Schools	26577	20397
Total CWSN in Govt. Schools	6506	9922

DISTRICT OVERVIEW
UPPER PRIMARY
(State & Central Govt. Schools)

Particulars	Year 2010	Year 2011
Number of Govt. Schools	943	1042
Total Enrolment (Class V to VIII)	398599	390842
Total Boys Enrolment (Class V to VIII)	202071	198435
Total Girls Enrolment (Class V to VIII)	196528	192407
Percentage of SC Enrolment (Class V to VIII)	21.42	22.58
Percentage of ST Enrolment (Class V to VIII)	13.04	13.67
Percentage of OBC Enrolment (Class V to VIII)	12.65	11.67
Percentage of Minority Enrolment (Class V to VIII)	9.93	11.69
Total Teachers including Para	8908	9222
No. of Classroom (up to Class VIII)	7358	6146
Total Repeater in Govt. Schools	15017	13355
Total CWSN in Govt. Schools	2953	5068

Primary & Upper Primary Schools per 10000 children (District)

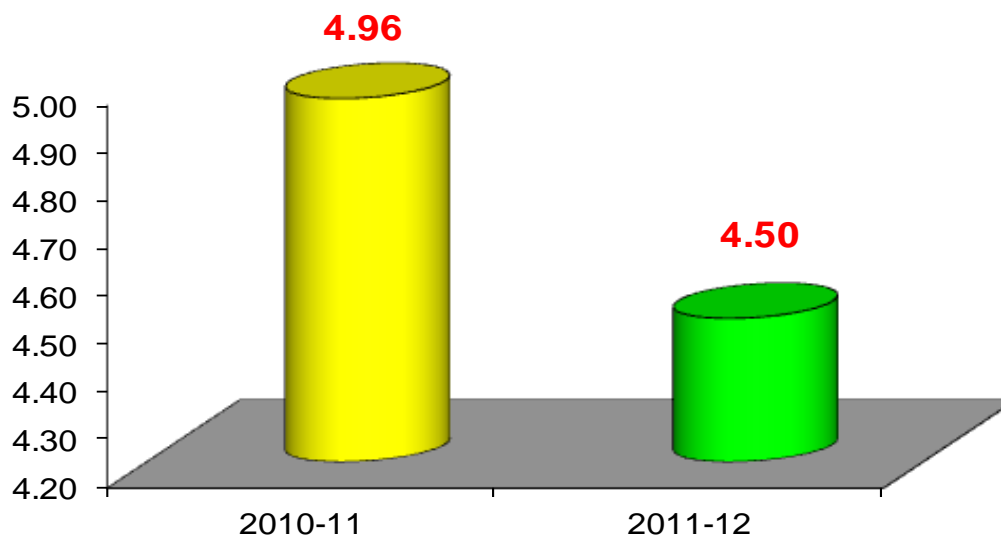


Belpahari West CLRC has 150 numbers of schools in respect to 10000 child population.

Following CLRC having Poor Access (Govt. Schools only)

SI. No.	CLRC Name	Pry & UPry Schools per 10000 student
1.	Kharagpur	39
2.	Sadar R. R.	46
3.	Sadar East	52
4.	Keshpur	55
5.	Jahalda South	56
6.	Narajole – I	60
7.	Garhbeta South & Pingla	62

Primary Upper Primary Ratio (District)

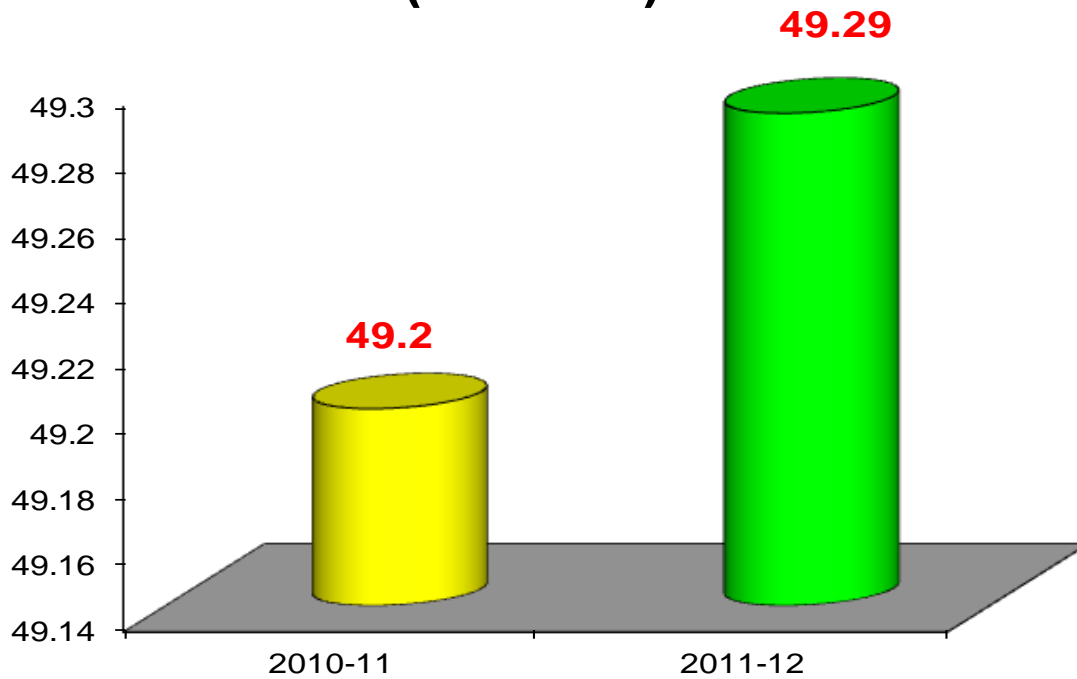


Binpur-I, Dantan, Jahalda, Jhargram West, KGP, KGP West, Narajole-II, Nayagram, Sadar East & Sadar RR CLRC has better Primary Upper Primary schools ratio i.e. 3:1

Following CLRC having Poor Access (Pry : UPry)

Sl. No.	CLRC Name	Pry : UPry
1.	Garhbeta West	8 : 1
2.	Belpahari West	8 : 1
3.	Anandapur	7 : 1
4.	Sadar West, Tapsia, Keshiary-II, Garhbeta-II, Garhbeta-III, Gopiballavpur West, Mohar, Madpur, Belpahari	6 : 1

Percentage of Girls Enrolment (District)

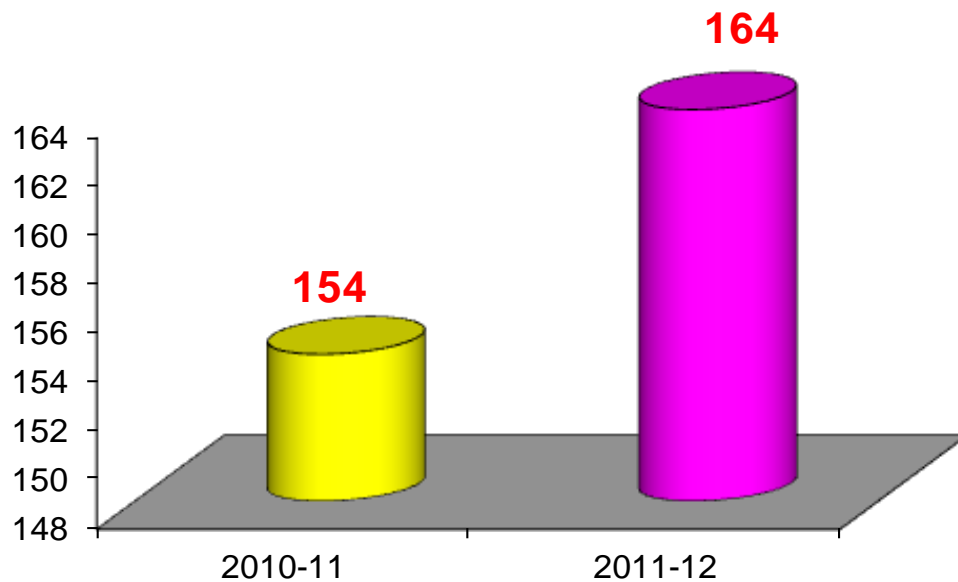


Sadar R.R. CLRC having highest girl's enrolment: 53.84%

Following CLRC having lower percentage of girl's Enrolment

Sl. No.	CLRC Name	Girls enrolment In percentage
1.	Pingla East	46.36
2.	Nayagram – I	46.94
3.	Dantan	47.09
4.	Narayangarh	47.12
5.	Pingla	47.30

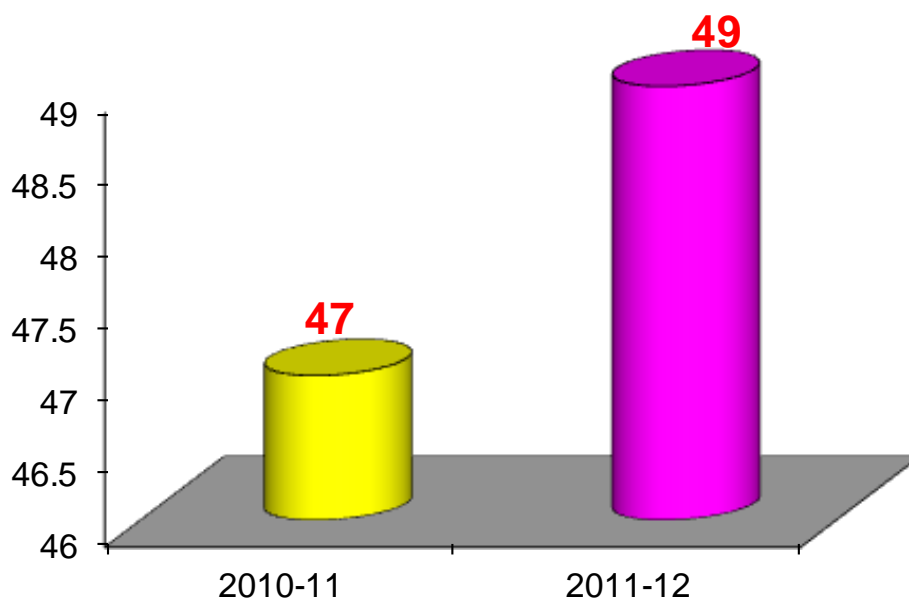
Upper Primary Schools with below 50 students (District)



Amlagora, Chandrakona-II, Debra East, Hemchandra, Jhankra, Keshiary-I, Keshpur-I, Kharagpur, Sadar West, Madpur, Narajole-I, Pingla, Pingla East, Ramjibanpur, Sadar RR, Sadar Urban-I, Sonakhali & Tapsia CLRCs have no such Upper Primary schools where enrolment is less than 50.

All the other 51 CLRCs have such schools due to commence of new setup upper Primary schools

Primary Schools with below 15 students(District)

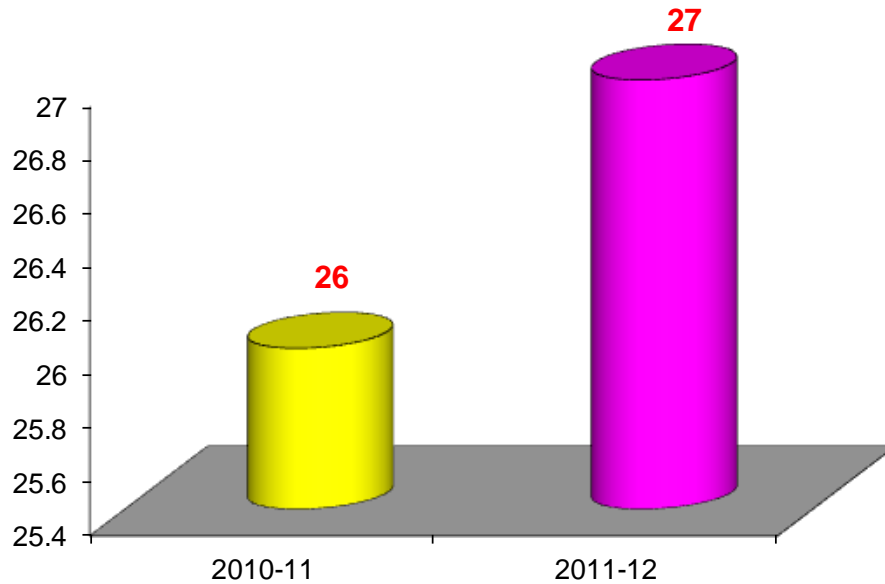


All CLRCs of Garhbeta-I, II & III, Midnapore Sadar, Keshpur, Jamboni, Jhargram, Mohanpur, Pingla, Sabong, Kharagpur-I, Keshiary, Narayangarh, Dantan-I & II, Chandrakona-I, Daspur-I & II Blocks have no such Primary schools as per DISE 2011.

Following CLRC having higher number of such schools

Sl. No.	CLRC Name	Number of schools
1.	Tapsia	7
2.	Belpahari West	4
3.	Gopiballavpur West	3
4.	Kharagpur West	3
5.	Nayagram	3
6.	Rohini	3
7.	Sadar Urban-I	3

Student Classroom Ratio (SCR) (Primary Level)

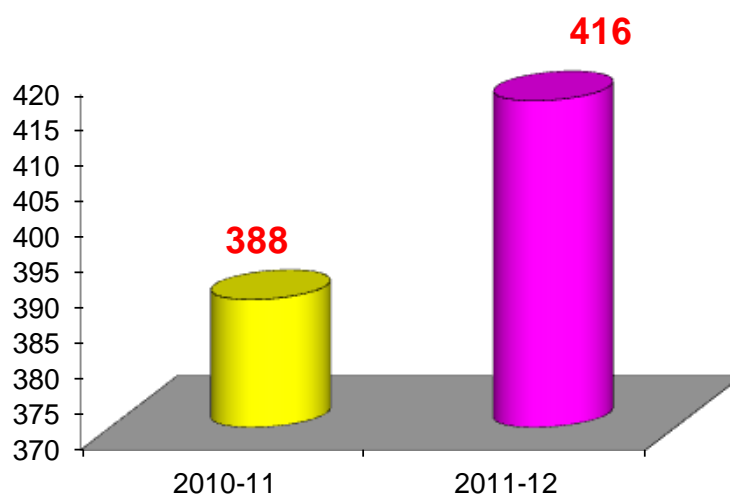


Rohini CLRC has best Student Classroom ratio in Primary level, i.e. 17:1

Following CLRCs have higher SCR at Primary level

Sl. No.	CLRC Name	SCR
1.	Keshpur & Sadar East	41 : 1
2.	Jahalda South	37 : 1
3.	Dantan South	36 : 1
4.	Sadar Urban – I & Sadar R. R.	35 : 1
5.	Kharagpur & Jhargram West	34 : 1
6.	Sabong West , Dantan, Lalgarh & Binpur-I	33 : 1

Single Classroom School (Primary Level)



Garhbeta-III, Gidhni East, Khukurdaha, Mohar, Narajole-II, Pingla East & Sadar Rural CLRC has no Single Classroom schools.

CLRC with Max. number of Single Classroom Pry Schools

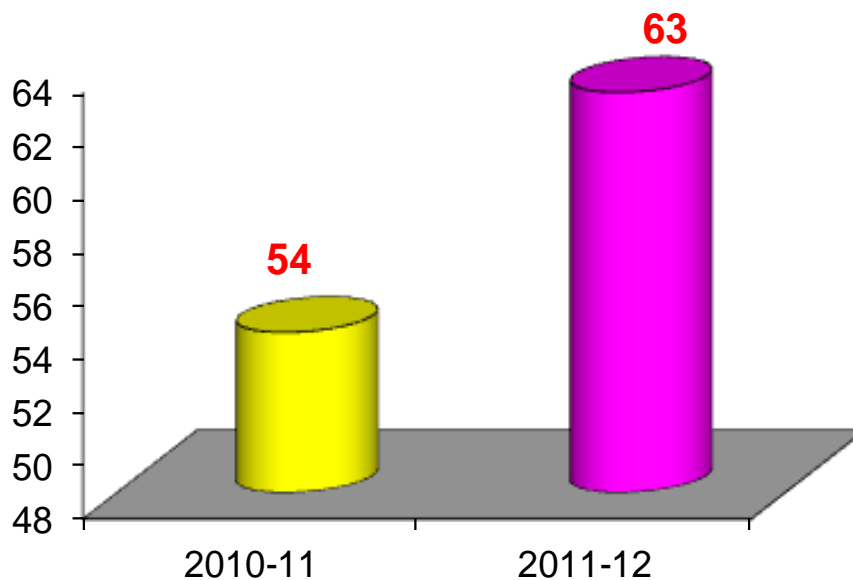
Sl. No.	CLRC Name	Number of Schools
1.	Nayagram – I	21
2.	Belpahari	18
3.	Garhbeta-II	17
4.	Manikpara & Tapsia	16
5.	Keshpur & Dantan	15
6.	Belpahari West	14
7.	Jhargram East	13

CLRC where Max. numbers of Classroom reduced in Primary

Sl. No.	CLRC Name	2010	2011	Reduces
1.	Sadar North	281	251	30
2.	Debra	270	246	24
3.	Garhbeta West	216	195	21
4.	Chandrakona-I	280	262	18
5.	Gopiballavpur West	202	184	18
6.	Binpur-I	194	177	17
7.	Binpur-II	208	191	17

The school list has been prepared and given to Engineering Cell for verification through Block Level Jr. Engineers to find out the reason of reduction. CPC of all CLRCs has been asked to verify these schools.

School Classroom Ratio (SCR) (Upper Primary Level)



Kharagpur West CLRC has best SCR at Upper Primary level in comparison to all 69 CLRCs i.e. 47:1

Following CLRCs have higher SCR at Upper Primary level

Sl. No.	CLRC Name	SCR
1.	Anandapur	90 : 1
2.	Dantan South	87 : 1
3.	Garhbeta – III	84 : 1
4.	Sadar East & Amlagora	83 : 1
5.	Chandrakona – II	80 : 1
6.	Jahalda South	79 : 1
7.	Keshiary – II & Keshpur – I	78 : 1

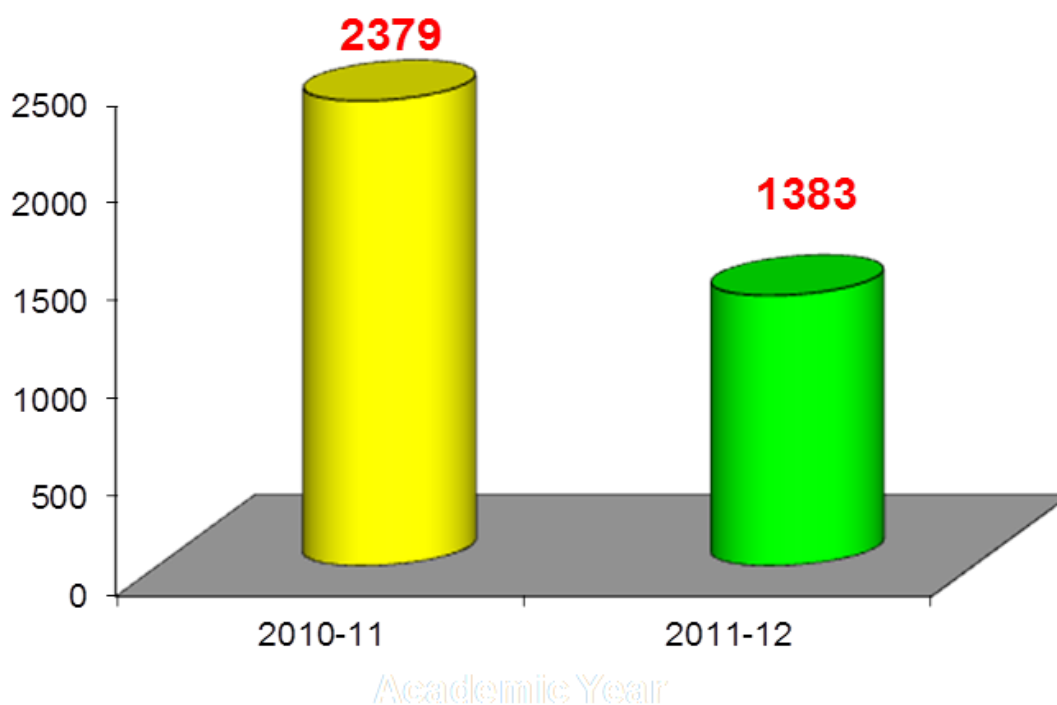
Schools without Toilet & Drinking water (Elementary Level)

All 5727 State and Central Govt. schools (run by School Education/ Madrasha Education Dept.) have at least one toilet sheet and drinking water facility in school premises.

524 numbers of SSK and 9 numbers of MSK which are run by Panchayet and Rural Development Dept. don't have any toilet facility as per report received in DISE 2011.

2 numbers of Madrasha Siksha Kendras and 17 NCLP schools don't have any toilet facility as per DISE 2011.

Number of Schools without Girls Toilet (Primary Level)

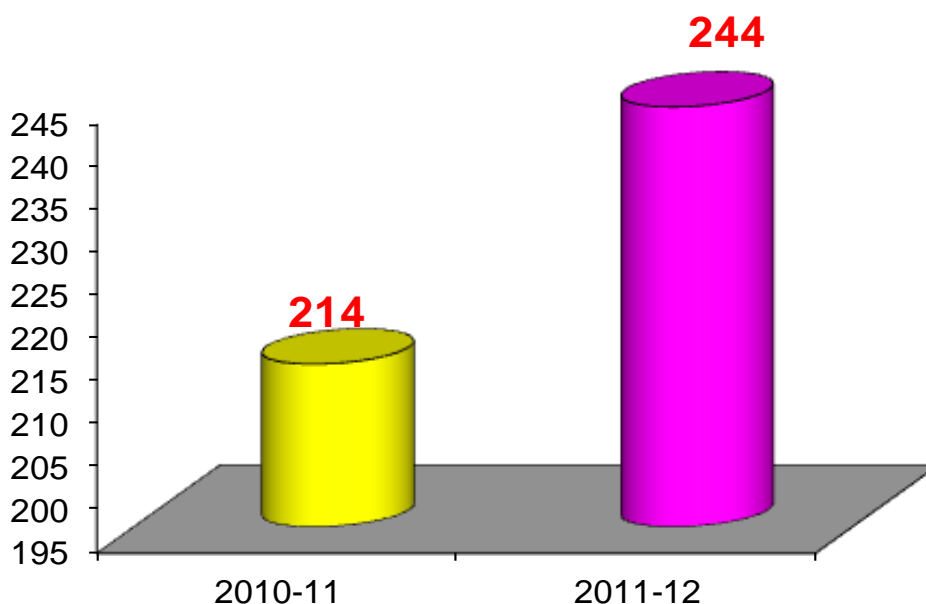


All Primary schools of Jahalda South have Girls Toilet

CLRC with Max. number of Primary Schools without Girls toilet

Sl. No.	CLRC Name	Number of Schools
1.	Binpur-II	78
2.	Sadar West	66
3.	Sadar South	54
4.	Lalgarh	53
5.	Belpahari	48
6.	Ramjibanpur	44
7.	Garhbeta West	42

Number of Schools without Girls Toilet (Upper Primary Level)

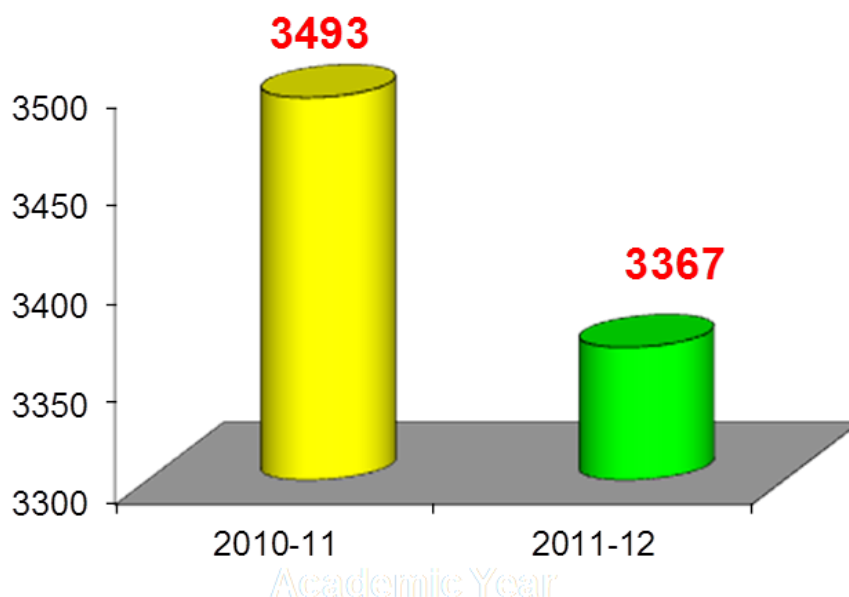


All Upper Primary Schools of Madpur, Narajole-I, Pingla East & Sadar RR, Sadar Urban-I & Sonakhali CLRC have Girls' Toilet

CLRC with Max. number of Upper Primary Schools without Girls toilet

Sl. No.	CLRC Name	Number of Schools
1.	Binpur-I	13
2.	Binpur-II & Nayagram-I	11
3.	Gopiballavpur West & Sankrail	9
4.	Chandrakona-I, Gidhni & Sadar South	8
5.	Rohini & Sadar East	7
6.	Manikpara & Sadar Rural	6

Number of Schools without Boundary Wall (Primary Level)

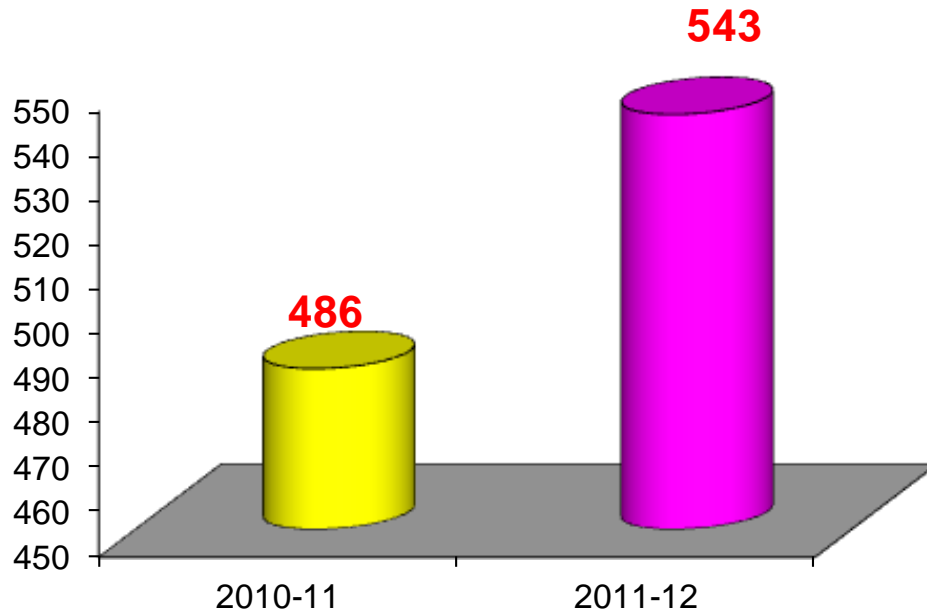


Keshiary-II and Sadar RR have max nos. of Pry schools with B. Wall

CLRC with Max. number of Primary Schools without Boundary Wall

Sl. No.	CLRC Name	Number of Schools
1.	Khukurdaha	72
2.	Mohar & Sadar North	70
3.	Sonakhali	68
4.	Gopiballavpur West	66
5.	Ghatal West, Keshpur & Pingla East	65
6.	Garhbeta-II & Jhargram West	64

Number of Schools without Boundary Wall (Upper Primary Level)

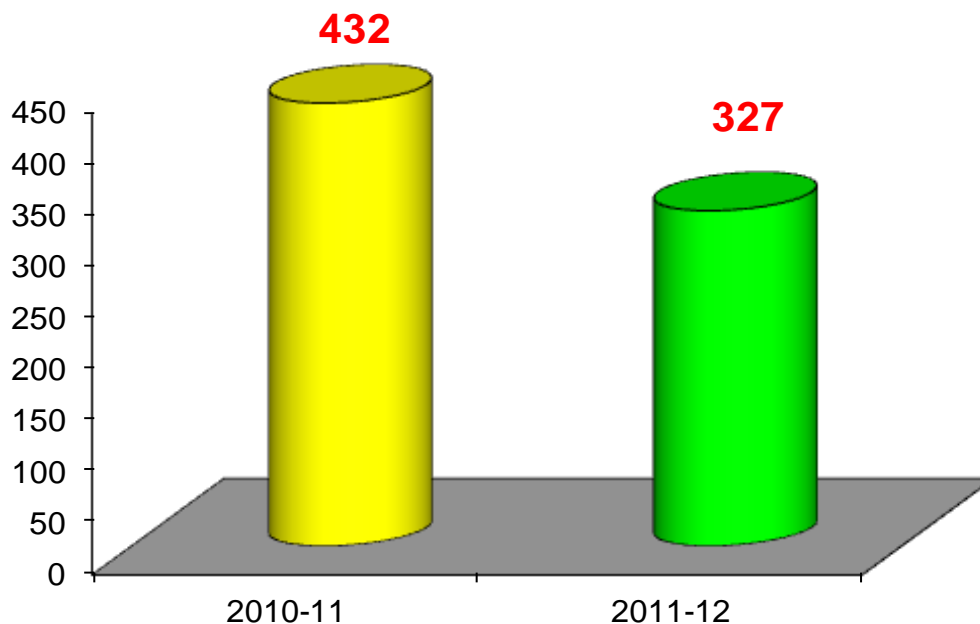


Keshiary-I & Sadar RR have max nos. of Upper Pry schools with B.Wall

CLRC with Max. number of Primary Schools without Boundary Wall

Sl. No.	CLRC Name	Number of Schools
1.	Keshpur	20
2.	Sabong East	16
3.	Sabong West	15
4.	Chandrakona-I & Nayagram	14
5.	Binpur-II & Rohini	13
6.	Binpur-I, Jhargram West, Narajole-II & Sadar South	12

Number of Schools without Kitchen Shed (Primary Level)

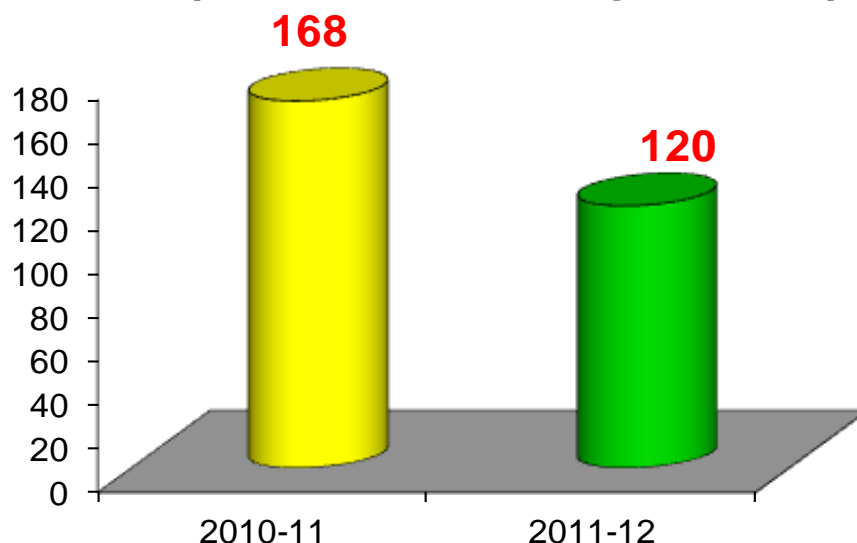


All Primary schools of Amlagora, Beliaberah, Chandrakona-II, Garhbeta-III, Ghatal, Gidhni, Gidhni East, Jahalda, KGP, KGP New, Lowada, Pingla & Tapsia CLRCs have Kitchen Shed.

CLRC with Max. number of Primary Schools without Kitchen Shed

Sl. No.	CLRC Name	Number of Schools
1.	Keshpur & Binpur-II	26
2.	Sadar R.R.	25
3.	Belpahari West	22
4.	Belpahari & Sadar Urban-I	19
5.	Jhargram East & Sadar South	18
6.	Binpur-I	16

Number of Schools without Kitchen Shed (Upper Primary Level)

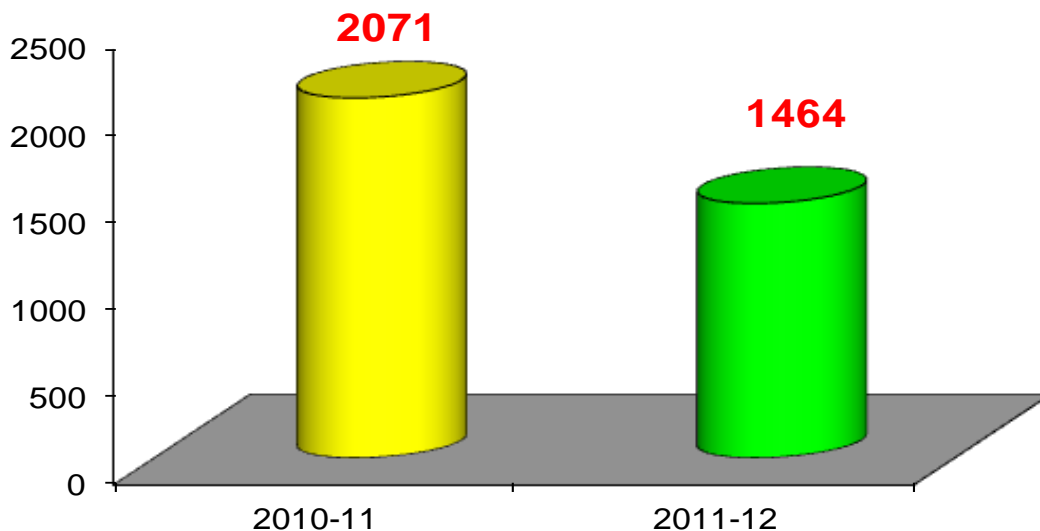


All Upper Primary schools of Jamboni, Dantan, Gopiballavpur-I, KGP MN, Sankrail & Salboni blocks have Kit. Shed.

CLRC with Max. no. of Upper Primary Schools without Kitchen Shed

Sl. No.	CLRC Name	Number of Schools
1.	Khukurdaha	10
2.	Chandrakona-I, Keshpur, Madpur & Ramjibanpur	6
3.	Binpur-II, Ghatal West, Anandapur, Jhargram West, Narajole-II & Pingla East	4
4.	Mohar, Garhbeta-I, Garhbeta South, Sadar Urban-I & Sonakhali	3

Number of Schools without RAMP (Primary Level)

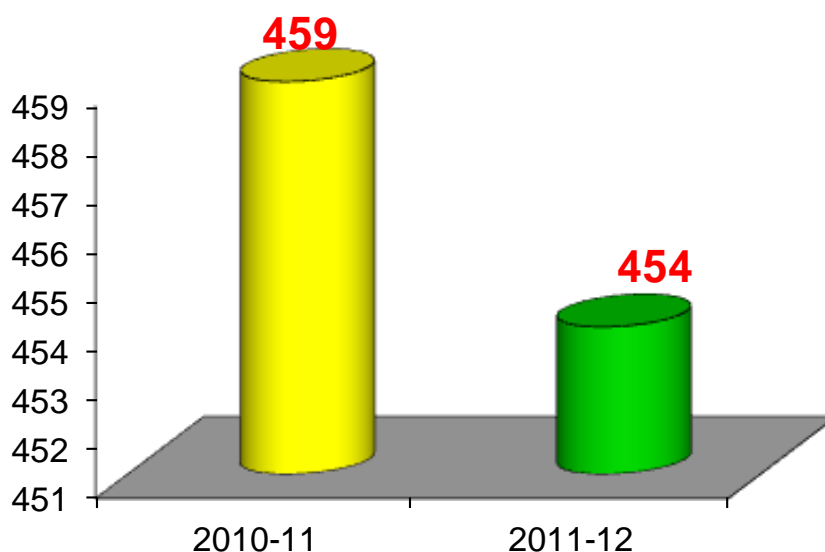


61 out of 64 Primary of Garhbeta South have RAMP.

CLRC with Max. number of Primary Schools without RAMP

Sl. No.	CLRC Name	Number of Schools
1.	Tapsia	66
2.	Debra	61
3.	Vidyasagar	47
4.	Sadar North	45
5.	Belpahari	43
6.	Sadar South	42
7.	Binpur-I	40

Number of Schools without RAMP (Upper Primary Level)

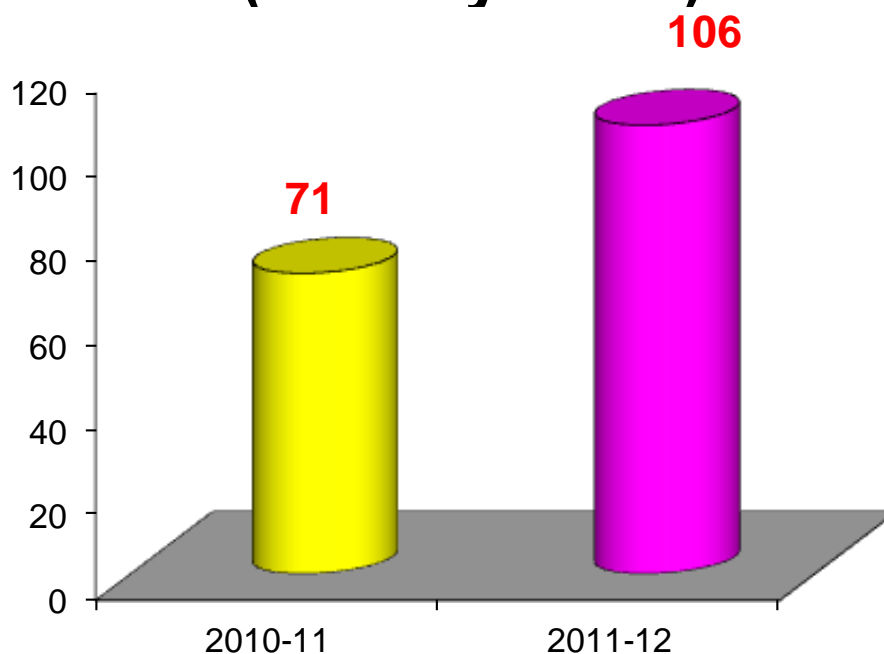


All Upper Primary of Madpur CLRC have RAMP

CLRC with Max. number of Upper Primary Schools without RAMP

Sl. No.	CLRC Name	Number of Schools
1.	Binpur-I & Jhargram West	18
2.	Nayagram	14
3.	Debra & Rohini	13
4.	Binpur-II, Gopiballavpur West & Sadar South	12
5.	Sabong West & Sadar North	11
6.	Garhbeta-I & Sadar East	10

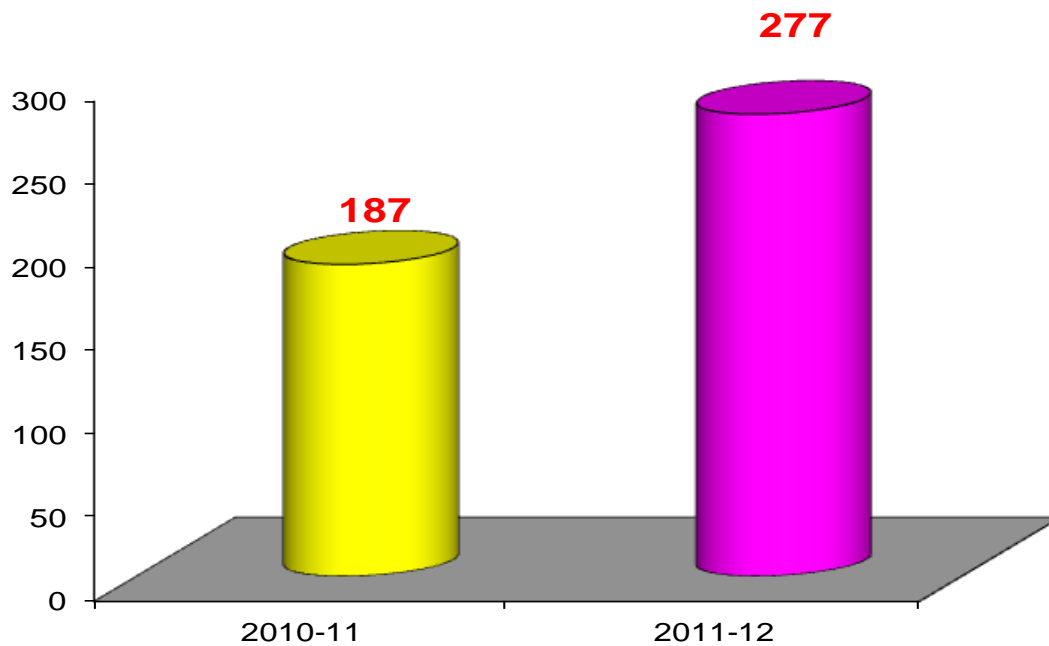
Single Teacher Schools (Primary Level)



CLRC with Max. number of Primary Schools with Single Teacher, rationalization of primary teachers is needed to reduce these figure.

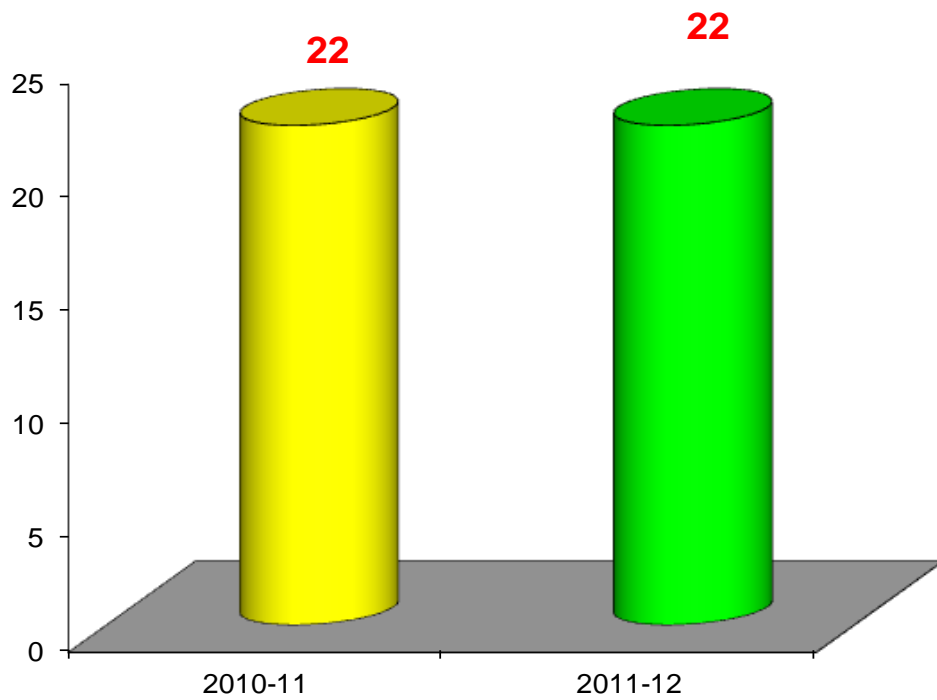
Sl. No.	CLRC Name	Number of Schools
1.	Belpahari West	9
2.	Nayagram-I	8
3.	Sadar South	6
4.	Garhbeta West, Kharagpur New, Belpahari, Narayangarh East & Vidyasagar	4
5.	Chandrakona-II, Jhankra, Rohini, Sadar North, Sadar Urban-I, Sonakhali & Tapsia	3

Three or Less Teachers (Upper Primary Level)



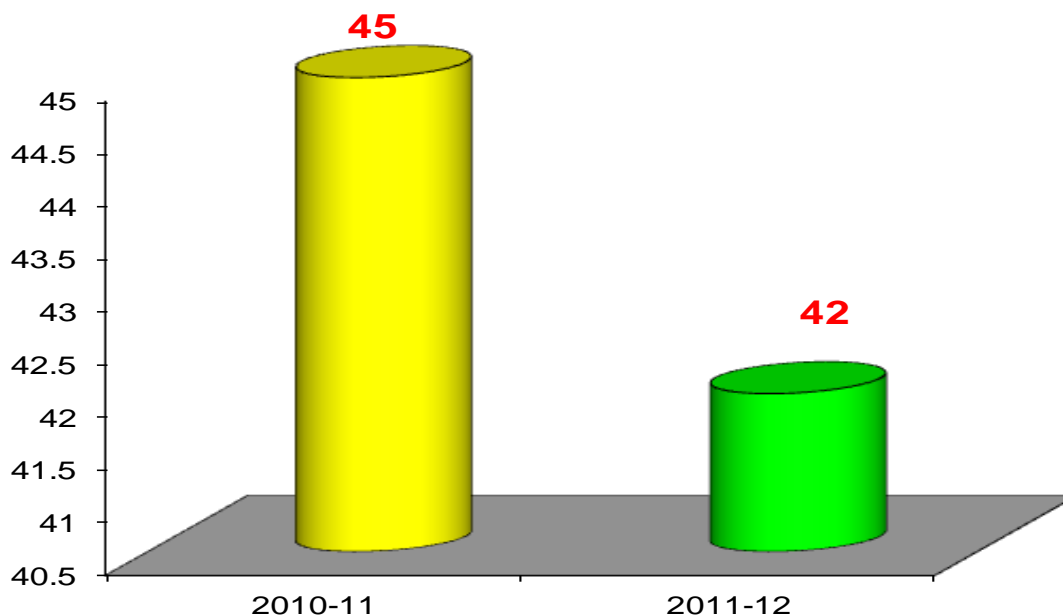
This drawback is noticed in new setup Upper Primary schools of all CLRCs as new appointment is pending on those schools or only one or two regular teachers are appointed through commission. Six such schools are running by one or two Guest teachers. For information this year 90 more upper primary schools are started functioning out of 299 sanctioned new setup upper primary schools as in year 2011-12.

Pupil Teacher Ratio (with Para) (Primary Level)



Primary PTR of all 69 CLRCs is below 30:1 which compliance RTE Act.
Rohini CLRC has lowest PTR at Primary level (15:1).

Pupil Teacher Ratio (with Para) (Upper Primary Level)

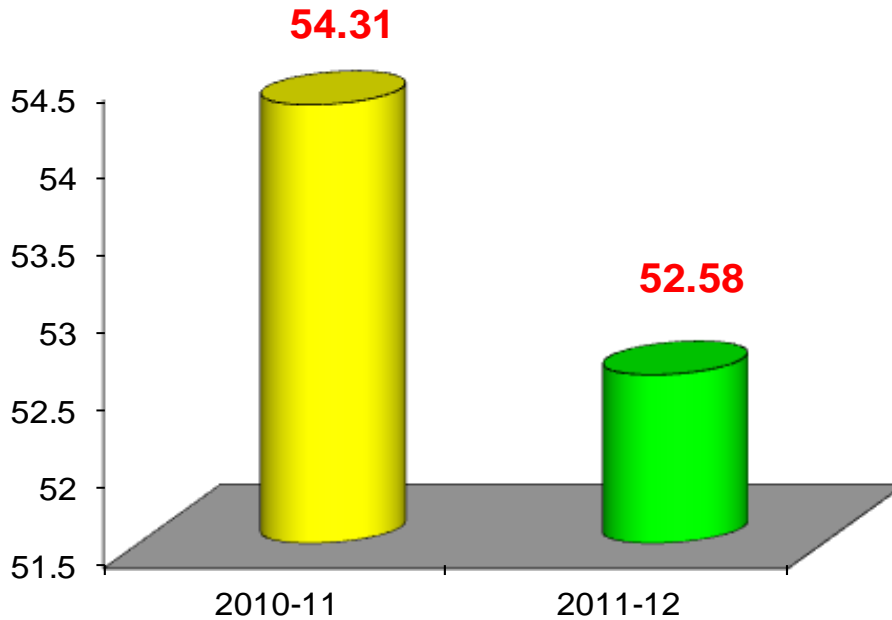


KGP West has lowest PTR in Upper Pry level= 28:1

CLRC with higher Pupil Teacher Ratio at Upper Primary Level

Sl. No.	CLRC Name	PTR
1.	Chandrakona-II	55 : 1
2.	Garhbeta-I	53 : 1
3.	Anandapur & Garhbeta-III	52 : 1
4.	Amlagora	51 : 1
5.	Sadar East, Sadar West & Garhbeta South	50 : 1
6.	Keshpur-I	49 : 1
7.	Mohar & Vidyasagar	48 : 1

Percentage of Teachers without Prof. Qualification (Primary Level)

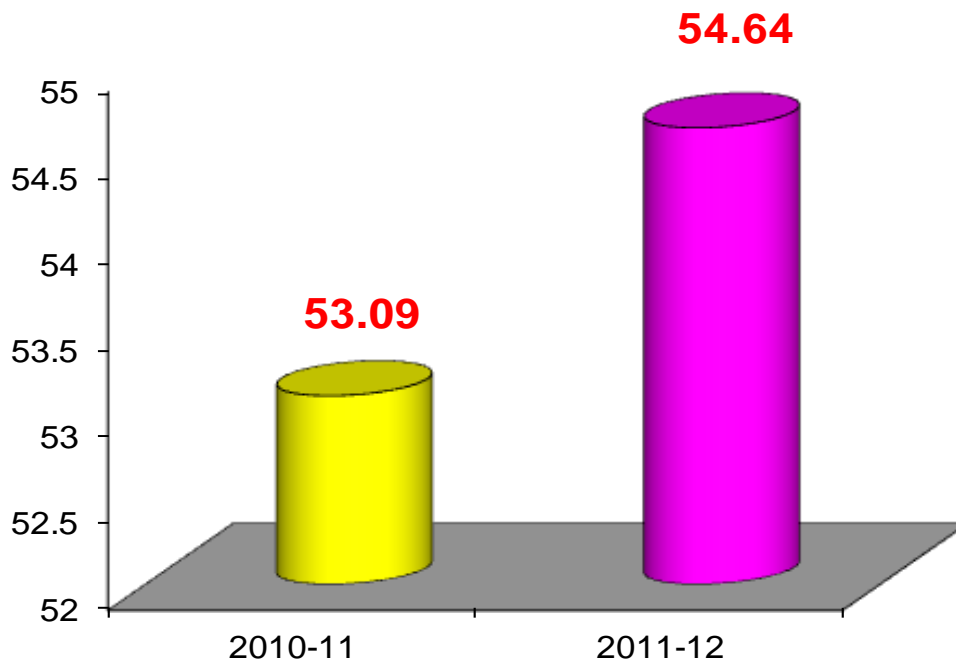


Pingla East has max. no. of Primary teacher with prof. qualification: 27.24%

CLRC with max. Teachers without Prof. Qualification (Primary Level)

Sl. No.	CLRC Name	Percentage
1.	Gopiballavpur East	79.57
2.	Narayangarh East	76.74
3.	Beliaberah	75.90
4.	Ghatal	73.00
5.	Belpahari West	72.64
6.	Sankrail	67.15
7.	Chandrakona-II	66.93

Percentage of Teachers without Prof. Qualification (Upper Primary Level)



KGP has max. no. of Upper Pry teacher with prof. qualification: 25.31%

CLRC with max. Teachers without Prof. Qualification (Upper Primary)

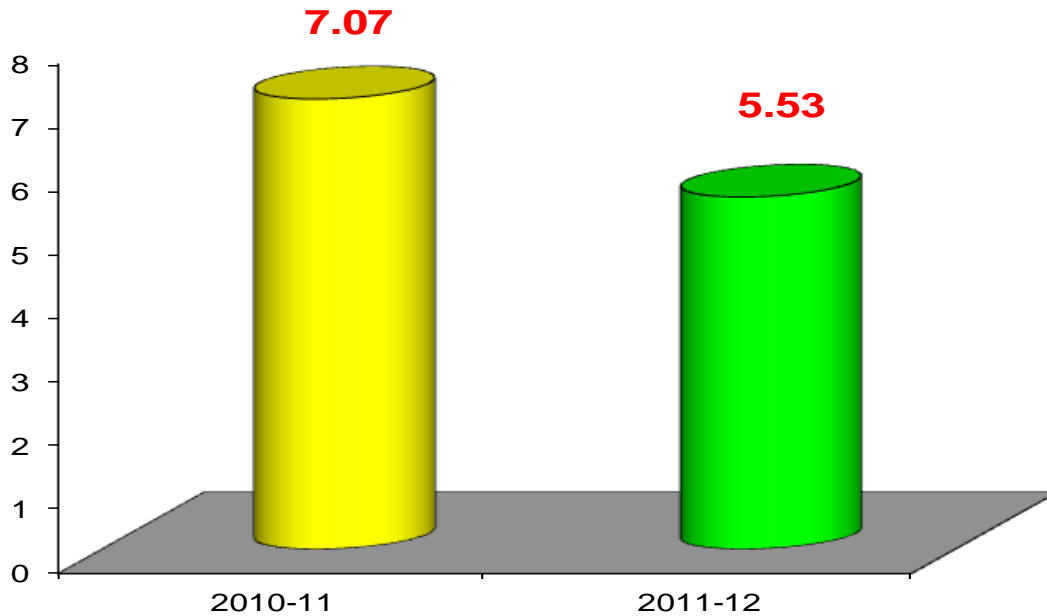
Sl. No.	CLRC Name	Percentage
1.	Jhargram East	82.95
2.	Belpahari West	78.57
3.	Beliaberah	73.74
4.	Gopiballavpur East	71.25
5.	Jhankra	70.09
6.	Nayagram	69.44
7.	Jahalda	69.17

Comparison of GER, NER, & GPI of last two years

Sl. No.	Particulars	Type	2010	2011
1.	Gross Enrolment Ratio (GER)	Elem	102.9	99.8
2.	Net Enrolment Ratio (NER)	Pry	99.7	95.8
3.	Net Enrolment Ratio (NER)	UPry	85.6	87.5
4.	Gender Parity Index (GPI)	Pry	0.950	0.954
5.	Gender Parity Index (GPI)	UPry	0.980	0.977
6.	Dropout Rate	Pry	14.9	15.4
7.	Dropout Rate	UPry	25.5	31.2

Gross Enrolment Ratio in elementary level is dropped from 102.9 to 99.8 due to coverage of schools in DISE 2011 is less than DISE 2010. Unavailability of actual 6-14 age group child population is hampering the GER & NER of our district. Total 213 nos. of Private schools did not response in DISE 2011 survey. Dropout rate is calculated using Reconstructive COHORT Method which shows higher dropout rate in upper primary level.

Repetition Rate (Primary Level)

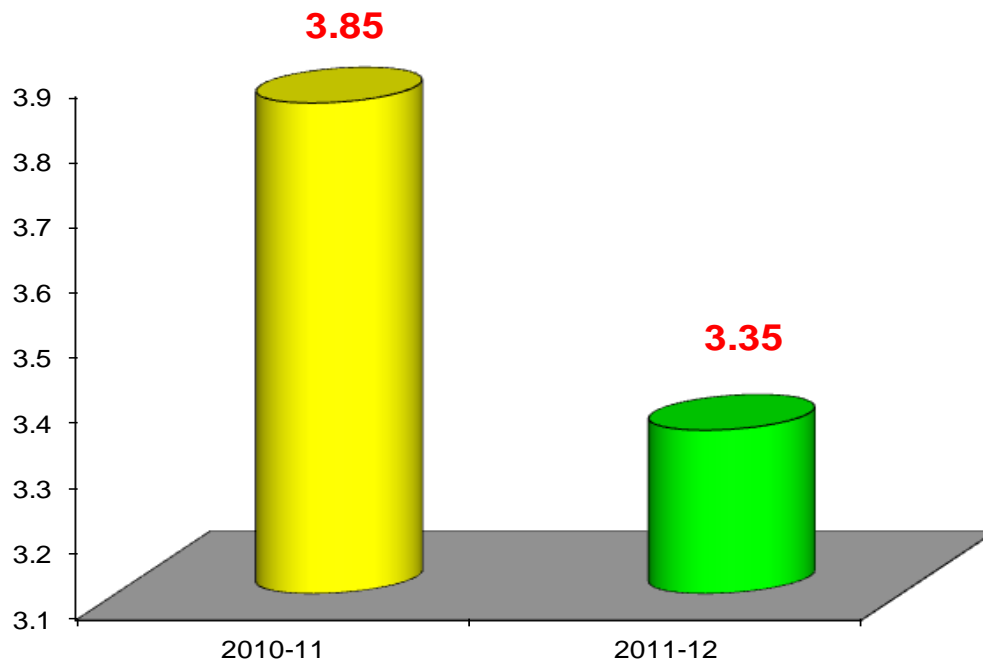


Sonakhali CLRC has lowest repetition rate in Primary level: 0.70%

CLRC having max. Repetition Rate (Primary Level)

Sl. No.	CLRC Name	Percentage
1.	Keshiary-I	16.19
2.	Jhankra	11.68
3.	Nayagram	11.66
4.	Belpahari West	11.23
5.	Belpahari	10.34
6.	Garhbeta West	10.14
7.	Keshiary-II	10.05

Repetition Rate (Upper Primary Level)

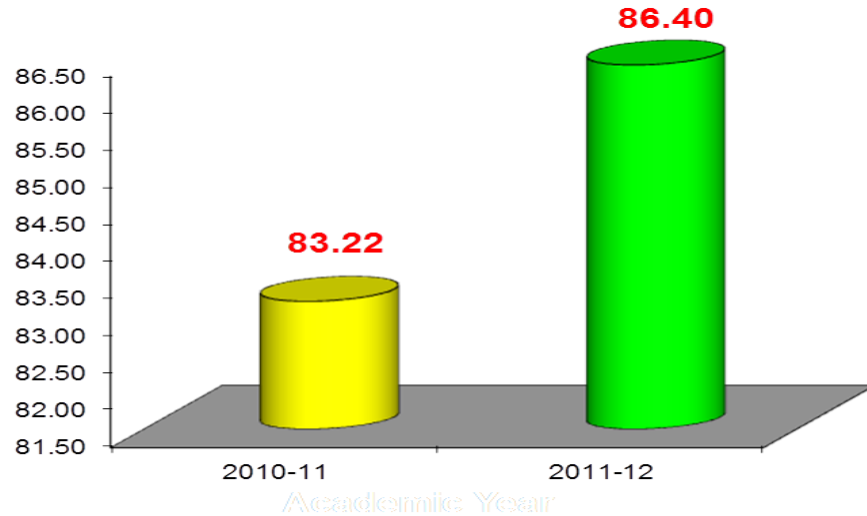


Amlagora CLRC has lowest repetition rate in Upper Primary level: 0.02%

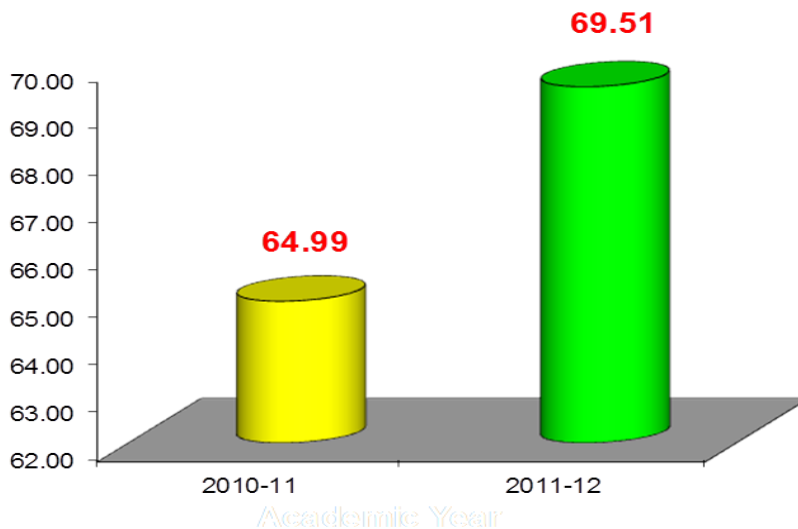
CLRC having higher Repetition Rate (Upper Primary Level)

Sl. No.	CLRC Name	Percentage
1.	Belpahari West	20.52
2.	Sadar East	11.26
3.	Belpahari	9.79
4.	Sankrail	9.00
5.	Nayagram	8.46
6.	Sadar Rural	7.49
7.	Keshiary-I	7.27

Transition Rate (Primary to Upper Primary Level)



Transition Rate (Upper Primary to Secondary)



Both Primary to Upper Primary and Upper Primary to Secondary transition rate are improved in comparison to previous year but the transition rate upper primary to secondary is really concerning area. (Common school methods has been implied).

LIST OF ABBREVIATION

ABBREVIATION	FULL FORM
ACR	ADDITIONAL CLASS ROOM
ADEPTS	ADVANCEMENT OF EDUCATIONAL PERFORMANCE THROUGH TEACHER SUPPORT
ADPO	ADDITIONAL DISTRICT PROJECT OFFICER
AE	ASSISTANT ENGINEER
AIE	ALTERNATIVE INNOVATIVE EDUCATION
AS	ALTERNATIVE SCHOOLING
ASPD	ADDITIONAL STATE PROJECT DIRECTOR
AWP&B	ANNUAL WORKS PLAN & BUDGET
BAS	BASELINE SURVEY
BAWD	BACKWARD CLASS WELFARE DEPARTMENT
BLCC	BLOCK LEVEL CO ORDINATION COMMITTEE
BRS	BANK RECONCILIATION STATEMENT
CAL	COMPUTER AIDED LEARNING
CC	CLUSTER CO ORDINATOR
CFE	CHILD FRIENDLY ELEMENT
CLRC	CIRCLE LEVEL RESOURCE CENTRE
CM	COMMUNITY MOBILIZATION
CPC	CIRCLE PROJECT CO ORDINATOR (SI/s DESIGNATED AS CPC)
CPO	CIRCLE PROJECT OFFICER / OFFICE
CRC	CLUSTER RESOURCE CENTRE
CRSG	CLUSTER RESOURCE SCHOOL FOR GIRLS
CRT	CIRCLE RESOURCE TEACHER
CSR	CLASS SPACE RATIO
CW	CIVIL WORKS
CWSN	CHILDREN WITH SPECIAL NEEDS
DAT	DIAGONISTIC ACHIEVEMENT TEST
DCF	DATA CAPTURING FORMAT
DDPO	DEPUTY DISTRICT PROJECT OFFICER
DEEP	DISTRICT ELEMENTARY EDUCATION PLAN
DEP	DISTANCE EDUCATION PROGRAMME
DFID	DEPARTMENT FOR INTERNATIONAL DEVELOPMENT
DI/s (PE)	DISTRICT INSPECTOR OF SCHOOLS (PRIMARY EDUCATION)
DI/s (SE)	DISTRICT INSPECTOR OF SCHOOLS (SECONDARY EDUCATION)
DIET	DISTRICT INSTITUTE OF EDUCATION & TRAINING
DISE	DISTRICT INFORMATION SYSTEM FOR EDUCATION
DLCC	DISTRICT LEVEL CO ORDINATOR COMMITTEE
DLRO	DISTRICT LEVEL RESOURCE ORGANISATION
DPD	DISTRICT PROJECT DIRECTOR

ABBREVIATION	FULL FORM
DPEP	DISTRICT PRIMARY EDUCATION PROJECT
DPIC	DISTRICT PROJECT IMPLEMENTATION COMMITTEE
DPO	DISTRICT PROJECT OFFICE / OFFICER
DPSC	DISTRICT PRIMARY SCHOOL COUNCIL
DPTC	DISTRICT PEDAGOGY & TRAINING COMMITTEE
DQMT	DISTRICT QUALITY MANAGEMENT TEAM
DRF	DISTRICT RESEARCH FELLOW
DRG	DISTRICT RESOURCE GROUP
DRP	DISTRICT RESORUCE PERSON
DSE	DIRECTORATE OF SCHOOL EDUCATION
DSPD	DEPUTY STATE PROJECT DIRECTOR
DSTM	DISTRICT SUPPORT TEAM MEMBER
DTST	DISTRICT TECHNICAL SUPPORT TEAM
DUC	DEPRIVED URBAN CHILDREN
DW&T	DRINKING WATER & TOILET
EC	EXECUTIVE COMMITTEE (OF PBSSM)
ECCE	EARLY CHILHOOD CARE & EDUCATION
ECE	EARLY CHILHOOD EDUCATION
ED. CIL	EDUCATIONAL CONSULTANCY INDIA LIMITED
EDI	EDUCATIONAL DEVELOPMENT INDEX
EE&L	ELEMENTARY EDUCATION & LITERACY
EGC	EDUCATION GURANTEE CENTRE
EGS	EDUCATION GURANTEE SCHEME
EMIS	EDUCATIONAL MANAGEMENT INFORMATION SYSTEM
FAO	FINANCE & ACCOUNTS OFFICER
FMIS	FINANCIAL MANAGEMENT INFORMATION SYSTEM
FTB	FREE TEXT BOOK
GC	GENERAL COUNCIL
GE/GI	GIRLS EDUCATION / GENDER ISSUE
GER	GROSS ENROLMENT RATIO
GIS	GEOGRAPHICAL INFORMATION SYSTEM
GOI	GOVERNMENT OF INDIA
GPI	GENDER PARITY INDEX
H2HS	HOUSE TO HOUSE SURVEY
HS	HIGHER SECONDARY
ICDS	INTEGRATED CHILD DEVELOPMENT SCHEME
IED	INTEGRATED EDUCATION FOR DISABLED
IEDC	INTEGRATED EDUCATION FOR DISABLED CHILDREN
ILIP	INTEGRATED LEARNING IMPROVEMENT PROGRAMME
INN	INNOVATION
JE	JUNIOR ENGINEER
KGBV	KASTURBA GANDHI BALIKA VIDYALAYA

ABBREVIATION	FULL FORM
KRP	KEY RESOURCE PERSON
LEP	LEARNING ENHANCEMENT PROGRAMME
MAS	MID-TERM ASSESSMENT SURVEY
MC	MANAGING COMMITTEE
MHRD	MINISTRY OF HUMAN RESOURCE DEVELOPMENT
MIS	MANAGEMENT INFORMATION SYSTEM
MLCC	MUNICIPAL LEVEL COORDINATION COMMITTEE(EQUIVALENT TO BLCC IN URBAN LEVEL)
MLL	MINIMUM LEVEL OF LEARNING
MMR	MONTHLY MONITORING REPORT
MN	MUNICIPALITY
MSK	MADHYAMIC SIKSHA KARMASUCHI /KENDRA
MTA	MOTHER TEACHER ASSOCIATION
NCERT	NATIONAL COUNCIL FOR EDUCATIONAL RESEARCH & TRAINING
NCLP	NATIONAL CHILD LABOUR PROGRAMME
NCTE	NATIONAL COUNCIL OF TEACHER EDUCATION
NER	NET ENROLMENT RATIO
NGO	NON GOVERNEMENT ORGANIZATION
NIEPA	NATIONAL INSTITUTE OF EDUCATIONAL PLANNING & ADMINISTRATION
NPE	NATIONAL POLICY ON EDUCATION
NPEGEL	NATINAL PROGRAMME FOR EDUCATION OF GIRLS AT ELEMENTARY LEVEL
NSB	NEW SCHOOL BUILDING
NTB	NATIONAL TEXT BOOK
OBC	OTHER BACKWARD CASTE / COMMUNITY
OOSC	OUT OF SCHOOL CHILDREN
PD	PEDAGOGY
P&M	PLANNING AND MANAGEMENT
PBRPSUS	PASCHIM BANGA RAJYA PRARAMBHIK SIKSHA UNNAYAN SANSTHA
PBSSM	PASCHIM BANGA SARVA SIKSHA MISSION
PLA	PARTICIPATORY LEARNING ASSOCIATION
PLCN	PANCHAYAT LEGISLATIVE CODE NUMBER
PM	PROJECT MANAGEMENT
PMIS	PROJECT MANAGEMENT INFORMATION SYSTEM
PRI	PANCHAYAT RAJ INSTITUTION
PRMM	PLANNING , RESEARCH, MONITORING & MANAGEMENT INFORMATION SYSTEM
PSR	PUPIL SPACE RATIO
PT	PARA TEACHER
PTA	PARENT TEACHER ASSOCIATION
PTR	PUPIL TEACHER RATIO
PTTI	PRIMARY TEACHER TRAINING INSTITUTE
QMT	QUALITY MANAGEMENT TEAM
QPR	QUALITY PROGRESS REPORT

ABBREVIATION	FULL FORM
R&S	RESEARCH & STUDIES
REMS	RESEARCH EVALUATION MONITORING & SUPERVISION
RMV	RABINDRA MUKTA VIDYALAYAS
RP	RESOURCE PERSON
RT	RESOURCE TEACHER
SC	SCHEDULED CASTE
SCERT	STATE COUNCIL FOR EDUCATIONAL REASERCH & TRAINING
SCR	STUDENT CLASS ROOM RATION
SEI	SCHOOL EFFICIENCY INDEX
SEMIS	SECONDARY EDUCATION MANAGEMENT INFORMATION SYSTEM
SI/S	SUB-INSPECTOR OF SCHOOLS
SIS	SCHOOL INFORMATION SCHEDULE
SLIP+	SCHOOL-LEVEL LEARNING IMPROVEMENT PROGRAMME(PLUS)
SPD	STATE PROJECT DIRECTOR
SPR	SCHOOL PUPIL RATIO
SPO	STATE PROJECT OFFICE/OFFICER
SRF	STATE RESEARCH FELLOW
SRG	STATE RESOURCE GROUP
SRP	SCHOOL READINESS PROGRAMME/ STATE RESOURCE PERSON
SSA	SARVA SIKSHA ABHIYAN
SSK	SHISU SIKSHA KARMASUCHI/ KENDRA
SSM	SARVA SIKSHA MISSION
SSP	SISHU SIKSHA PRAKALPA
SSR	SCHOOL STUDENT RATIO
ST	SCHEDULED TRIBE
STR	SCHOOL TEACHER RATIO
STST	STATE TECHNICAL SUPPROT TEAM
TLC	TOTAL LITERACY CAMPAIGN
TLE	TEACHING LEARNING EQUIPMENTS
TLM	TEACHING LEARNING MATERIALS
TOR	TERMS OF REFERENCE
UC	UTILIZATION CERTIFICATE
UDA	UPPER DIVISION ASSISTANT
UEE	UNIVERSALIZATION OF ELEMENTARY EDUCATION
UNICEF	UNITED NATION INTERNATIONAL CHILDREN'S EMERGENCY FUND
UPE	UNIVERSALIZATION OF PRIMARY EDUCATION
VCC	VILLAGE CONSTRUCTION COMMITTEE
VCWC	VILLAGE CIVIL WORK COMMITTEE
VEC	VILLAGE EDUCATION COMMITTEE
VEHC	VILLAGE EDUCATION & HEALTH COMMITTEE
VIS	VILLAGE INFORMATION SCHEDULE

ABBREVIATION	FULL FORM
VRP	VOLUNTARY RESOURCE PERSON
WBBPE	WEST BENGAL BOARD OF PRIMARY EDUCATION
WBBSE	WEST BENGAL BOARD OF SECONDARY EDUCATION
WCC	WARD CONSTRUCTION COMMITTEE
WEC	WARD EDUCATION COMMITTEE
WEHC	WARD EDUCATION & HEALTH COMMITTEE
ZP	ZILLA PARISHAD

Education is the movement from darkness to light.

~~ Allan Bloom