

U-DISE DATA ANALYSIS

2011-12

[Volume– I, Data Sheet Part]

By MIS-Cell

SARVA SHIKSHA MISSION, KOLKATA

U-DISE - Background

- In DISE we have been collecting data mainly for Elementary level.
- Data for Sec/HS level has been collected through SEMIS.
- Sometime it appears that few mismatch of same data within two tools and can't able to find the complete picture of a Sec/H.S school.
- Therefore ,U-DISE served the purpose of collecting school information at Elementary as well as Higher Secondary level under one tool.
- Data retrieval and MIS report generation will be faster and in turn it will help for planning up to Higher secondary level.
- DCF(form)fill up and data collection time will be reduced.

-- We hope- This Unified system will do better .

-- Thanks to Prof Dr. A.C Mehta, NUEPA and his team

And

Mrs. C.D Lamma, SPD, PBSSM,WB and her team.

Motive

- It is mandatory Data sharing/ dissemination work.
- Some information, which are directly related to the Educational development are depicted here and some are left , which will come out in Volume II.
- Not only Elementary level But also up to H.S level data is represented here from **U-DISE 2011-12.**
- This Volume I contents some summarized Data sheet, some of which are self explanatory but rest of the portion should be thoroughly analyzed by all stakeholders to ensure of imparting better education.
- Circle Level Data will help for planning for CPCs.
- Suggestions for improvement are most welcome.

MIS-In-Charge

SSM, Kolkata. 16.07.12

District Summery

KOLKATA

Category wise No. of Schools

All Management - Category wise No. of School	
Category	No of school
1-Primary	1807
2-Primary with Upper Primary	145
3-Primary with Upper Primary and Secondary/H.S	187
4-Upper Primary Only	79
5-Upper Primary and Secondary/H.S	525
Total	2743

Category wise No. of Schools (Govt. +Govt Aided)

Category	No of school
1-Primary	1533
2-Primary with Upper Primary	3
3-Primary with Upper Primary and Secondary/H.S	45
4-Upper Primary Only	49
5-Upper Primary and Secondary/H.S	506
Total	2136

Category wise No. of Schools (Pvt. & other)

Category	No of school
1-Primary	274
2-Primary with Upper Primary	142
3-Primary with Upper Primary and Secondary/H.S	142
4-Upper Primary Only	30
5-Upper Primary and Secondary/H.S	19
Total	607

Management wise no. of schools

Management	No. of Schools
1-Department of Education	1697
2-Tribal/Social Welfare Dept	9
3- Local Body(KMC for Kolkata)	341
4- Private Aided(DA getting for Kolkata)	48
5-Private Unaided	553
6-Other	10
7-KVS/Central Govt/Navodaya	7
8-Unrecognised	40
13- Madrasah Shiksha Kendra	14
14-NCLP	11
97-Madrasah Recognized	9
98-Madrasah Unrecognized	4
TOTAL	2743

Management wise no. of schools (Primary)

Management	No. of Schools
1-Department of Education	1156
2-Tribal/Social Welfare Dept	5
3- Local Body(KMC for Kolkata)	341
4- Private Aided(DA getting for Kolkata)	14
5-Private Unaided	251
6-Other	4
8-Unrecognised	15
13- Madrasah Shiksha Kendra	6
14-NCLP	11
98-Madrasah Unrecognized	4
TOTAL	1807

Management wise no. of schools (U.Primary/Sec/HS)

Management	No. of Schools
1-Department of Education	541
2-Tribal/Social Welfare Dept	4
4- Private Aided(DA getting for Kolkata)	34
5-Private Unaided	302
6-Other	6
7-KVS/Central Govt/Navodaya	7
8-Unrecognised	25
13- Madrasah Shiksha Kendra	8
97-Madrasah Recognized	9
TOTAL	936

No. of Pry, U.P, Sec and HS schools

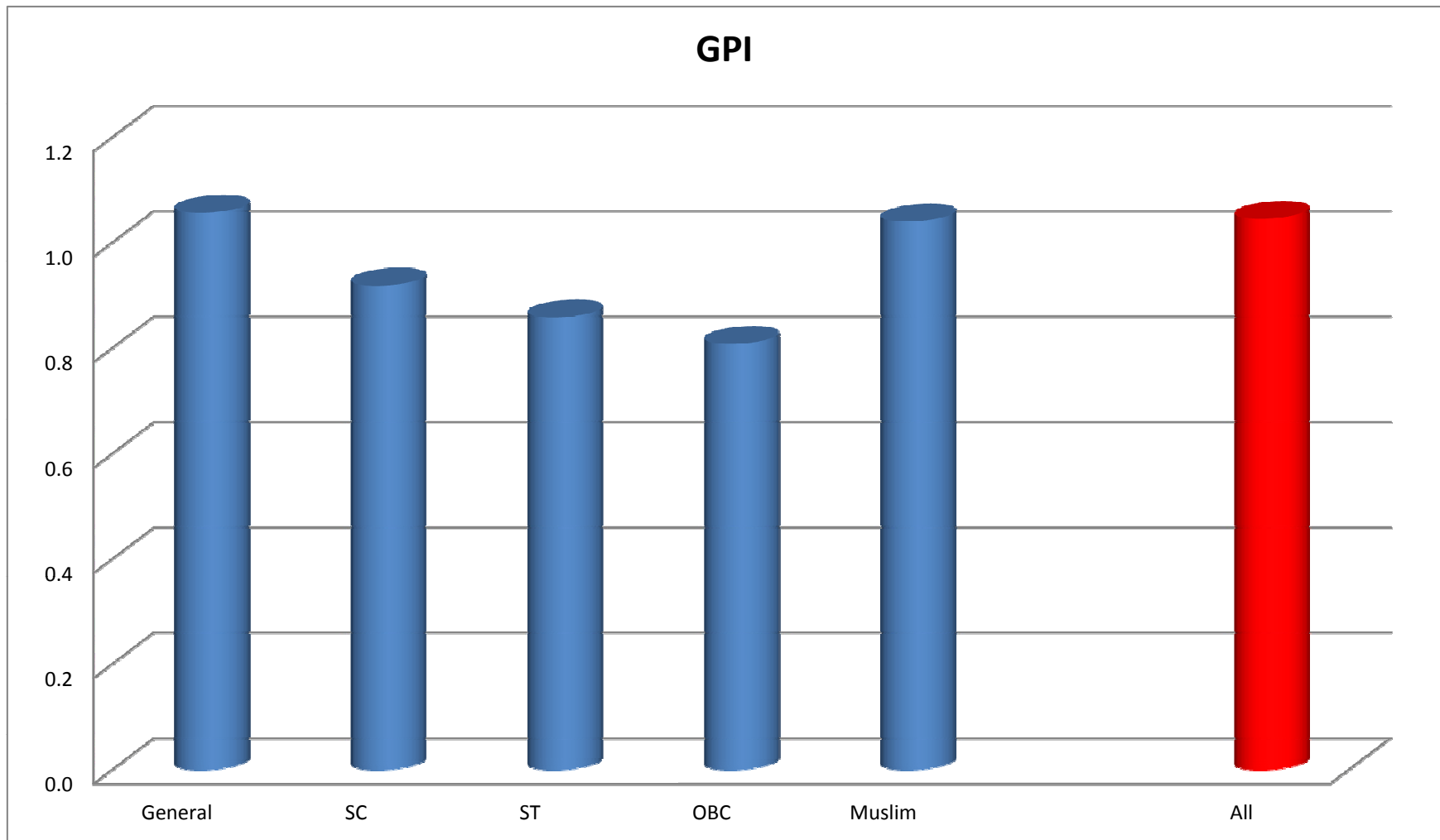
No. of Govt./Govt Aided schools						
from U-DISE 2011-12 as on 05.07.12						
KOLKATA						
	Lowest Class	Highest Class	No. of Schools			
Schools with	V	VIII	48	It includes Dept of Edu., Social Welfare Dept, Local body, DA getting, Central Govt, Madrasah and MSK		
Schools with	I	VIII	3			
	Upper Primary(including class 1 -8)		51			
Schools with	V	X	258			
Schools with	I	X	8			
	Secondary/Madhyamik		266			
Schools with	V	XII	248			
Schools with	I	XII	36			
	Higher Secondary Schools		284			
			ALL	Dept of Edu	KMC+KMC run SSK	Other(NCLP and etc)
Schools with	I	IV	1317	1076	218	23
Schools with	I	V	216	80	123	13
	Primary Schools		1533	1156	341	36

U-DISE 2011-12 ENROLMENT SHEET

All Management

Pry	Class I		Class II		Class III		Class IV		Class I-IV		Total
	Boys	Girls	Boys	Girls	Boys	Girls	Boys	Girls	Boys	Girls	
1-General	28331	29322	22721	23920	22696	24320	22623	24297	96371	101859	
2-sc	1876	1888	1322	1183	1332	1140	1259	1109	5789	5320	
3-st	90	92	85	51	69	60	60	58	304	261	
4-obc	352	314	319	234	287	221	269	223	1227	992	
TOTAL	30649	31616	24447	25388	24384	25741	24211	25687	103691	108432	212123
5-Muslim	6438	6683	5030	4998	4691	5010	4551	4856	20710	21547	

Primary(I-IV) – Caste wise Gender Parity Index(GPI)
All Management



U-DISE 2011-12 ENROLMENT SHEET

Govt./Govt Aided Schools including KMC SSK

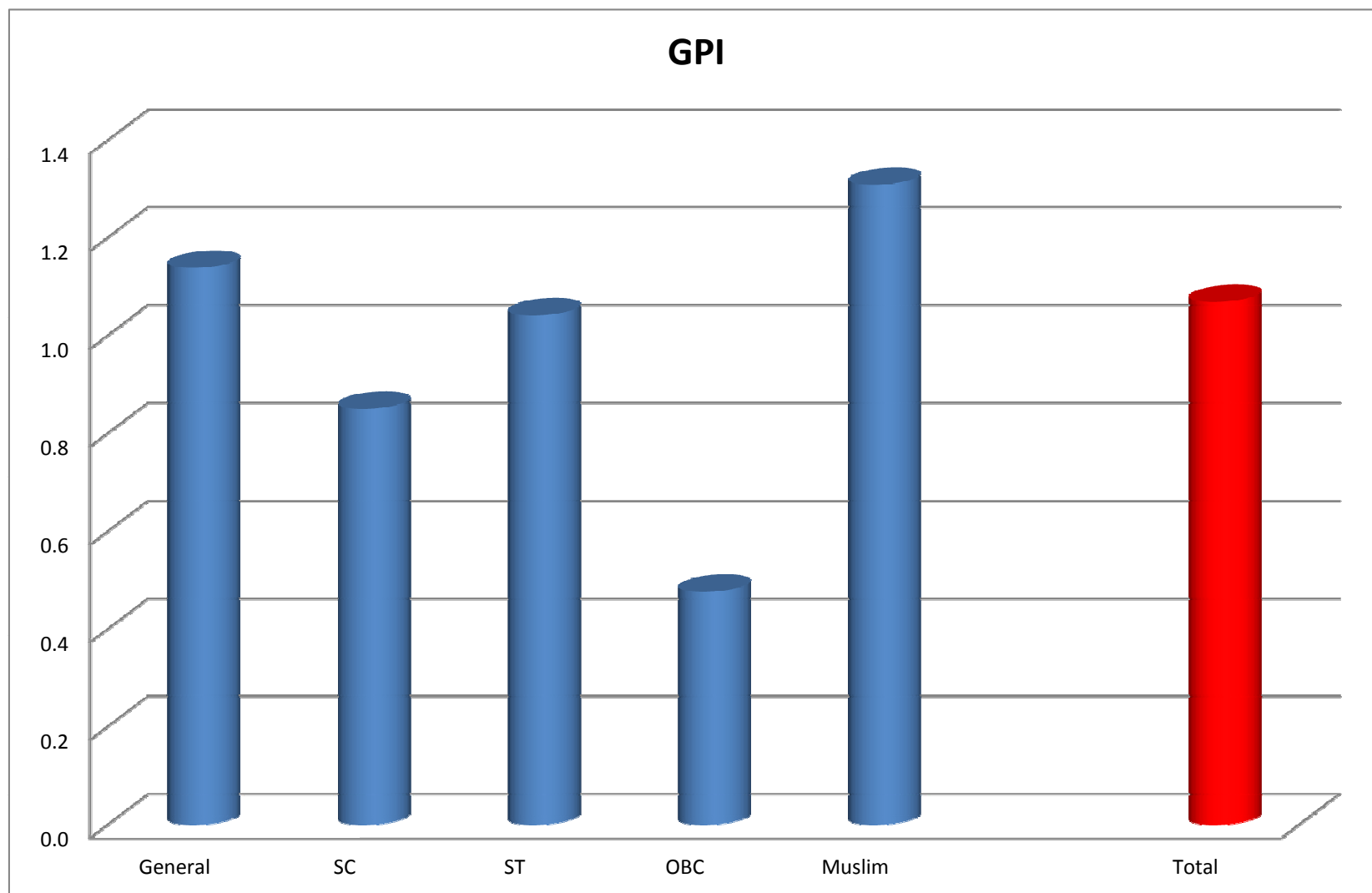
Pry	Class I		Class II		Class III		Class IV		Class I-IV		Total
	Boys	Girls	Boys	Girls	Boys	Girls	Boys	Girls	Boys	Girls	
1-General	23761	24960	18274	19959	18176	20252	18407	20373	78618	85544	
2-sc	1820	1815	1271	1116	1282	1075	1223	1060	5596	5066	
3-st	89	84	82	45	67	52	60	46	298	227	
4-obc	325	284	303	206	273	201	261	203	1162	894	
TOTAL	25995	27143	19930	21326	19798	21580	19951	21682	85674	91731	177405
5-Muslim	5892	5985	4473	4436	4163	4441	4062	4273	18590	19135	

U-DISE 2011-12 ENROLMENT SHEET

All Management

U.P	Class V		Class VI		Class VII		Class VIII		Class V-VIII		TOTAL
	Boys	Girls	Boys	Girls	Boys	Girls	Boys	Girls	Boys	Girls	
1-General	22146	25126	20375	23161	20416	23353	20644	23496	83581	95136	
2-sc	3400	2795	3346	2909	3397	3011	3327	2737	13470	11452	
3-st	151	157	139	151	171	186	150	142	611	636	
4-obc	1218	616	1242	556	1228	601	1231	571	4919	2344	
TOTAL	26915	28694	25102	26777	25212	27151	25352	26946	102581	109568	212149
5-Muslim	5184	6805	4937	6119	4423	6197	4331	5568	18875	24689	

**U. Primary(V-VIII) – Caste wise Gender Parity Index(GPI)
All Management**



U-DISE 2011-12 ENROLMENT SHEET

Govt./Govt Aided Schools including KMC SSK

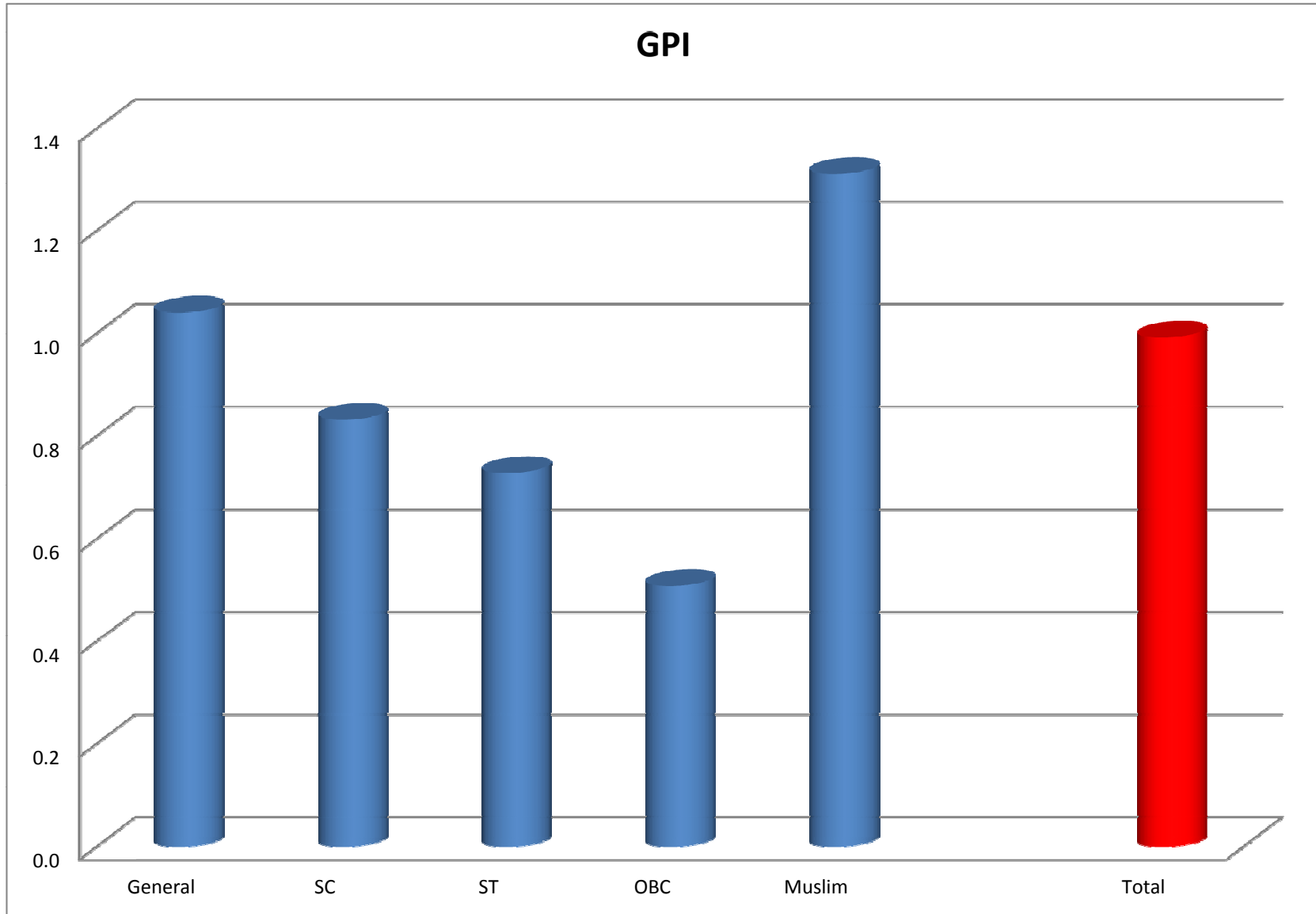
U.P	Class V		Class VI		Class VII		Class VIII		Class V-VIII		TOTAL
	Boys	Girls	Boys	Girls	Boys	Girls	Boys	Girls	Boys	Girls	
1-General	18735	21555	17538	19813	17265	20024	17617	20058	71155	81450	
2-sc	3371	2755	3311	2862	3376	2976	3300	2696	13358	11289	
3-st	150	143	137	143	171	175	149	134	607	595	
4-obc	1207	600	1235	535	1217	584	1226	560	4885	2279	
TOTAL	23463	25053	22221	23353	22029	23759	22292	23448	90005	95613	185618
5-Muslim	4741	6414	4530	5693	3994	5811	3949	5237	17214	23155	

U-DISE 2011-12 ENROLMENT SHEET

All Management

Sec/HS	Class IX		Class X		Class XI		Class XII		Class IX-XII		TOTAL
	Boys	Girls	Boys	Girls	Boys	Girls	Boys	Girls	Boys	Girls	
1-General	20363	23386	18271	20680	20021	18576	17881	17000	76536	79642	
2-sc	3202	2634	2615	2257	2163	1834	1925	1519	9905	8244	
3-st	195	117	170	103	107	103	80	79	552	402	
4-obc	1381	593	1054	504	928	552	719	428	4082	2077	
TOTAL	25141	26730	22110	23544	23219	21065	20605	19026	91075	90365	181440
5-Muslim	4273	5788	3459	4853	2986	3752	2627	3116	13345	17509	

**Sec/HS(IX-XII) – Caste wise Gender Parity Index(GPI)
All Management**



U-DISE 2011-12 ENROLMENT SHEET

Govt./Govt. Aided Schools including KMC SSK

Sec/HS	Class IX		Class X		Class XI		Class XII		Class IX-XII		TOTAL
	Boys	Girls	Boys	Girls	Boys	Girls	Boys	Girls	Boys	Girls	
1-General	17425	20423	15727	17843	17585	16039	15720	14549	66457	68854	
2-sc	3196	2615	2610	2233	2161	1824	1924	1506	9891	8178	
3-st	193	111	167	99	104	95	80	76	544	381	
4-obc	1380	579	1053	492	927	550	716	426	4076	2047	
TOTAL	22194	23728	19557	20667	20777	18508	18440	16557	80968	79460	160428
5-Muslim	3653	5530	3174	4571	2632	3512	2346	2889	11805	16502	

Teacher Information

TEACHER INFORMATION	No. Of Teacher	PRY			U.PRY		
		Male	Female	Total	Male	Female	Total
Govt. /Govt. Aided	All	3392	4479	7871	2318	3068	5386
	Untrained	2388	1915	4303	603	802	1405
All Management	All	3973	7578	11551	2820	4808	7628
TEACHER INFORMATION	No. Of Teacher	SECONDARY			H.S		
		Male	Female	Total	Male	Female	Total
Govt. /Govt. Aided	All	1338	1854	3192	778	879	1657
	Untrained	240	342	582	134	193	327
All Management	All	1428	2371	3799	1010	1641	2651

Classroom and Other room - SCR

Classroom Information of Govt. + Govt. Aided Schools							
Primary		U. Primary		Secondary		H.S	
Classroom	Other Room	Classroom	Other Room	Classroom	Other Room	Classroom	Other Room
6517	2559	3816	2212	1723	418	1977	497

Student Classroom Ratio(SCR)							
Enrolment		Enrolment		Enrolment		Enrolment	
177405		185618		86146		74282	
SCR	27.22	SCR	48.64	SCR	50.00	SCR	37.57

Toilet Information

STUDENT TOILET RATIO					
Govt. + Govt. Aided Schools					
Toilet for students					
	Boys	Common	Girls	for CWSN	TOTAL
Primary	616	1475	817	29	2937
UP/Sec/H.S	1494	340	1957	30	3821
				Special toilet	
			Student Toilet Ratio (STR)		
		Total Toilet			
Enrolment(I-IV)	177405	2937	60.40		
Enrolment(V-XII)	346046	3821	90.56		

Circle Wise Data KOLKATA

Circle wise Enrolment -All Management

	All Caste						SC+ST+OBC					
	I-IV		V-VIII		IX-XII		I-IV		V-VIII		IX-XII	
	Boys	Girls	Boys	Girls	Boys	Girls	Boys	Girls	Boys	Girls	Boys	Girls
CIRCLE-1	4332	4164	3900	3874	2906	3078	124	100	286	221	184	92
CIRCLE-2	3239	3449	3533	3205	2945	2372	291	169	638	265	610	191
CIRCLE-3	1360	2347	1797	2381	1904	2266	156	78	428	69	364	58
CIRCLE-4	1853	1795	1554	990	2705	957	44	44	126	2	78	0
CIRCLE-5	3350	3440	3061	2649	3278	1995	58	118	397	213	534	151
CIRCLE-6	3088	3130	3073	3742	5226	4119	130	141	375	145	222	142
CIRCLE-7	4899	5234	5012	6389	3991	5416	91	124	732	1096	680	746
CIRCLE-8	4565	5528	4164	5646	4013	4945	363	169	951	279	648	276
CIRCLE-9	9904	9333	8181	7880	6102	6311	525	441	996	403	535	221
CIRCLE-10	5743	5750	5288	4112	3696	3814	82	157	1081	376	770	268
CIRCLE-11	5032	9013	7590	9839	6815	8932	225	273	661	1010	432	708
CIRCLE-12	3810	4622	4913	5850	5132	5249	313	362	876	863	1012	795
CIRCLE-13	2314	2193	2363	3250	2343	2619	144	157	458	482	394	437
CIRCLE-14	1472	1209	2996	2003	2999	1738	80	67	354	308	372	203
CIRCLE-15	3124	2690	3541	2128	2382	1203	337	333	1112	579	701	258
CIRCLE-16	5244	6380	3907	4360	2709	2887	537	737	1587	1274	1369	947
CIRCLE-17	7135	5768	6980	7257	6736	6777	519	256	950	996	728	822
CIRCLE-18	5772	5140	4460	4993	4158	3872	843	637	711	661	372	278
CIRCLE-19	2248	2290	2225	1755	3604	1646	28	11	92	16	73	17
CIRCLE-ALIPORE	9926	10147	8685	10966	4867	6361	380	370	754	672	623	651
CIRCLE-BEHALA	3915	3708	5605	5421	4533	5132	187	111	1426	950	1000	914
CIRCLE-BEHALA WEST	5520	5205	5694	6100	5176	5158	317	220	1417	1212	1117	1014
CIRCLE-TOLLYGUNGE	5819	5875	3945	4777	2855	3518	1537	1485	2523	2340	1721	1534

Circle wise Enrolment - Govt. + Govt. Aided

	All Caste						SC+ST+OBC					
	I-IV		V-VIII		IX-XII		I-IV		V-VIII		IX-XII	
	Boys	Girls	Boys	Girls	Boys	Girls	Boys	Girls	Boys	Girls	Boys	Girls
CIRCLE-1	3481	3573	3252	3100	2647	2774	103	90	286	221	184	92
CIRCLE-2	3025	3251	3532	3204	2945	2372	291	169	638	265	610	191
CIRCLE-3	1259	2255	1767	2351	1904	2266	156	78	428	69	364	58
CIRCLE-4	1643	1586	1504	547	2698	957	44	44	126	2	78	0
CIRCLE-5	2996	3266	2841	2507	3278	1995	40	111	382	191	534	151
CIRCLE-6	3007	2809	3060	3435	5226	3755	112	124	375	145	222	142
CIRCLE-7	4634	4876	4967	6183	3991	5392	66	96	732	1096	680	746
CIRCLE-8	4547	5512	4136	5641	4013	4945	355	163	939	278	648	276
CIRCLE-9	6604	7652	5322	6593	3575	5105	521	437	986	398	523	188
CIRCLE-10	5743	5750	5274	4034	3696	3814	82	157	1081	376	770	268
CIRCLE-11	2529	5754	5052	6239	4333	5500	214	250	659	1006	429	708
CIRCLE-12	2560	3791	4491	5648	4691	5009	304	350	876	863	1012	795
CIRCLE-13	1687	1730	1993	2940	2269	2567	144	157	458	482	394	437
CIRCLE-14	1364	1141	2901	1921	2962	1722	80	67	354	308	372	203
CIRCLE-15	2878	2526	3513	2080	2382	1203	337	333	1112	579	701	258
CIRCLE-16	4566	4386	3604	3118	2699	2199	532	600	1587	1147	1369	871
CIRCLE-17	4252	3587	5086	5431	4677	5110	488	228	931	986	723	818
CIRCLE-18	3622	3196	2503	2480	2460	1700	767	550	619	564	372	278
CIRCLE-19	2241	1892	2217	1317	3604	1236	28	11	92	16	73	17
CIRCLE-ALIPORE	9825	10112	8643	10947	4867	6361	380	370	754	672	623	651
CIRCLE-BEHALA	3915	3708	5605	5421	4533	5132	187	111	1426	950	1000	914
CIRCLE-BEHALA WEST	4440	4456	5268	5861	4814	4938	301	211	1415	1212	1115	1014
CIRCLE-TOLLYGUNGE	4856	4922	3666	4615	2704	3408	1524	1480	2513	2337	1715	1530

West Bengal has the Highest
Muslim Enrolment at Elementary
level.

-www.schoolreportcards.in

Circle wise Enrolment -All Management

	All Caste						Muslim					
	I-IV		V-VIII		IX-XII		I-IV		V-VIII		IX-XII	
	Boys	Girls	Boys	Girls	Boys	Girls	Boys	Girls	Boys	Girls	Boys	Girls
CIRCLE-1	4332	4164	3900	3874	2906	3078	485	401	683	675	365	512
CIRCLE-2	3239	3449	3533	3205	2945	2372	742	763	491	468	377	144
CIRCLE-3	1360	2347	1797	2381	1904	2266	25	38	21	190	46	327
CIRCLE-4	1853	1795	1554	990	2705	957	96	75	78	70	181	30
CIRCLE-5	3350	3440	3061	2649	3278	1995	140	109	75	18	111	11
CIRCLE-6	3088	3130	3073	3742	5226	4119	1092	429	620	665	958	670
CIRCLE-7	4899	5234	5012	6389	3991	5416	1013	650	1188	1491	748	1357
CIRCLE-8	4565	5528	4164	5646	4013	4945	950	1268	654	1263	667	864
CIRCLE-9	9904	9333	8181	7880	6102	6311	4681	5552	4328	5636	3190	4389
CIRCLE-10	5743	5750	5288	4112	3696	3814	1728	1784	1938	1927	1284	1832
CIRCLE-11	5032	9013	7590	9839	6815	8932	378	663	337	535	386	484
CIRCLE-12	3810	4622	4913	5850	5132	5249	186	222	187	285	117	149
CIRCLE-13	2314	2193	2363	3250	2343	2619	68	60	59	97	46	71
CIRCLE-14	1472	1209	2996	2003	2999	1738	68	29	66	40	59	24
CIRCLE-15	3124	2690	3541	2128	2382	1203	48	67	34	42	19	10
CIRCLE-16	5244	6380	3907	4360	2709	2887	1135	1544	386	537	209	359
CIRCLE-17	7135	5768	6980	7257	6736	6777	530	471	423	673	235	443
CIRCLE-18	5772	5140	4460	4993	4158	3872	751	681	581	560	481	396
CIRCLE-19	2248	2290	2225	1755	3604	1646	27	92	24	3	13	4
CIRCLE-ALIPORE	9926	10147	8685	10966	4867	6361	6021	5790	6434	8679	3288	4583
CIRCLE-BEHALA	3915	3708	5605	5421	4533	5132	111	419	416	401	260	497
CIRCLE-BEHALA WEST	5520	5205	5694	6100	5176	5158	289	296	225	323	234	234
CIRCLE-TOLLYGUNGE	5819	5875	3945	4777	2855	3518	144	140	141	111	71	119

Circle wise Enrolment -Govt. + Govt. Aided

	All Caste						Muslim					
	I-IV		V-VIII		IX-XII		I-IV		V-VIII		IX-XII	
	Boys	Girls	Boys	Girls	Boys	Girls	Boys	Girls	Boys	Girls	Boys	Girls
CIRCLE-1	3481	3573	3252	3100	2647	2774	467	322	569	542	360	511
CIRCLE-2	3025	3251	3532	3204	2945	2372	742	763	491	468	377	144
CIRCLE-3	1259	2255	1767	2351	1904	2266	25	38	21	190	46	327
CIRCLE-4	1643	1586	1504	547	2698	957	75	60	61	67	174	30
CIRCLE-5	2996	3266	2841	2507	3278	1995	140	109	72	17	111	11
CIRCLE-6	3007	2809	3060	3435	5226	3755	1045	391	620	665	958	670
CIRCLE-7	4634	4876	4967	6183	3991	5392	973	616	1188	1491	748	1357
CIRCLE-8	4547	5512	4136	5641	4013	4945	948	1267	654	1263	667	864
CIRCLE-9	6604	7652	5322	6593	3575	5105	3711	4570	3505	5019	2238	3937
CIRCLE-10	5743	5750	5274	4034	3696	3814	1728	1784	1924	1849	1284	1832
CIRCLE-11	2529	5754	5052	6239	4333	5500	209	612	258	479	223	399
CIRCLE-12	2560	3791	4491	5648	4691	5009	186	222	187	285	117	149
CIRCLE-13	1687	1730	1993	2940	2269	2567	68	60	59	97	46	71
CIRCLE-14	1364	1141	2901	1921	2962	1722	68	29	66	40	59	24
CIRCLE-15	2878	2526	3513	2080	2382	1203	48	67	34	42	19	10
CIRCLE-16	4566	4386	3604	3118	2699	2199	936	823	332	359	209	264
CIRCLE-17	4252	3587	5086	5431	4677	5110	452	444	421	673	234	442
CIRCLE-18	3622	3196	2503	2480	2460	1700	305	276	142	124	105	65
CIRCLE-19	2241	1892	2217	1317	3604	1236	27	92	24	2	13	1
CIRCLE-ALIPORE	9825	10112	8643	10947	4867	6361	5920	5755	6392	8660	3288	4583
CIRCLE-BEHALA	3915	3708	5605	5421	4533	5132	111	419	416	401	260	497
CIRCLE-BEHALA WEST	4440	4456	5268	5861	4814	4938	281	286	218	317	223	231
CIRCLE-TOLLYGUNGE	4856	4922	3666	4615	2704	3408	125	130	96	105	46	83

Circle wise Enrolment(Muslim component) -All Management

	Muslim (%)					
	I-IV		V-VIII		IX-XII	
	Boys	Girls	Boys	Girls	Boys	Girls
CIRCLE-1	11.20	9.63	17.51	17.42	12.56	16.63
CIRCLE-2	22.91	22.12	13.90	14.60	12.80	6.07
CIRCLE-3	1.84	1.62	1.17	7.98	2.42	14.43
CIRCLE-4	5.18	4.18	5.02	7.07	6.69	3.13
CIRCLE-5	4.18	3.17	2.45	0.68	3.39	0.55
CIRCLE-6	35.36	13.71	20.18	17.77	18.33	16.27
CIRCLE-7	20.68	12.42	23.70	23.34	18.74	25.06
CIRCLE-8	20.81	22.94	15.71	22.37	16.62	17.47
CIRCLE-9	47.26	59.49	52.90	71.52	52.28	69.55
CIRCLE-10	30.09	31.03	36.65	46.86	34.74	48.03
CIRCLE-11	7.51	7.36	4.44	5.44	5.66	5.42
CIRCLE-12	4.88	4.80	3.81	4.87	2.28	2.84
CIRCLE-13	2.94	2.74	2.50	2.98	1.96	2.71
CIRCLE-14	4.62	2.40	2.20	2.00	1.97	1.38
CIRCLE-15	1.54	2.49	0.96	1.97	0.80	0.83
CIRCLE-16	21.64	24.20	9.88	12.32	7.72	12.44
CIRCLE-17	7.43	8.17	6.06	9.27	3.49	6.54
CIRCLE-18	13.01	13.25	13.03	11.22	11.57	10.23
CIRCLE-19	1.20	4.02	1.08	0.17	0.36	0.24
CIRCLE-ALIPORE	60.66	57.06	74.08	79.14	67.56	72.05
CIRCLE-BEHALA	2.84	11.30	7.42	7.40	5.74	9.68
CIRCLE-BEHALA WEST	5.24	5.69	3.95	5.30	4.52	4.54
CIRCLE-TOLLYGUNGE	2.47	2.38	3.57	2.32	2.49	3.38

Circle wise Enrolment(SC+ST+OBC component) - Govt.+ Govt. Aided

	SC+ST+OBC (%)					
	I-IV		V-VIII		IX-XII	
	Boys	Girls	Boys	Girls	Boys	Girls
CIRCLE-1	2.96	2.52	8.79	7.13	6.95	3.32
CIRCLE-2	9.62	5.20	18.06	8.27	20.71	8.05
CIRCLE-3	12.39	3.46	24.22	2.93	19.12	2.56
CIRCLE-4	2.68	2.77	8.38	0.37	2.89	0.00
CIRCLE-5	1.34	3.40	13.45	7.62	16.29	7.57
CIRCLE-6	3.72	4.41	12.25	4.22	4.25	3.78
CIRCLE-7	1.42	1.97	14.74	17.73	17.04	13.84
CIRCLE-8	7.81	2.96	22.70	4.93	16.15	5.58
CIRCLE-9	7.89	5.71	18.53	6.04	14.63	3.68
CIRCLE-10	1.43	2.73	20.50	9.32	20.83	7.03
CIRCLE-11	8.46	4.34	13.04	16.12	9.90	12.87
CIRCLE-12	11.88	9.23	19.51	15.28	21.57	15.87
CIRCLE-13	8.54	9.08	22.98	16.39	17.36	17.02
CIRCLE-14	5.87	5.87	12.20	16.03	12.56	11.79
CIRCLE-15	11.71	13.18	31.65	27.84	29.43	21.45
CIRCLE-16	11.65	13.68	44.03	36.79	50.72	39.61
CIRCLE-17	11.48	6.36	18.31	18.16	15.46	16.01
CIRCLE-18	21.18	17.21	24.73	22.74	15.12	16.35
CIRCLE-19	1.25	0.58	4.15	1.21	2.03	1.38
CIRCLE-ALIPORE	3.87	3.66	8.72	6.14	12.80	10.23
CIRCLE-BEHALA	4.78	2.99	25.44	17.52	22.06	17.81
CIRCLE-BEHALA WEST	6.78	4.74	26.86	20.68	23.16	20.53
CIRCLE-TOLLYGUNGE	31.38	30.07	68.55	50.64	63.42	44.89

Circle wise Pupil Teacher Ratio (PTR) - Govt.+ Govt. Aided

	I-IV		V-VIII		IX-XII	
	Teacher	PTR	Teacher	PTR	Teacher	PTR
CIRCLE-1	347	20.33	193	32.91	182	29.79
CIRCLE-2	293	21.42	198	34.02	149	35.68
CIRCLE-3	196	17.93	173	23.80	131	31.83
CIRCLE-4	135	23.92	62	33.08	87	42.01
CIRCLE-5	265	23.63	166	32.22	151	34.92
CIRCLE-6	247	23.55	171	37.98	208	43.18
CIRCLE-7	429	22.17	315	35.40	266	35.27
CIRCLE-8	445	22.60	346	28.26	351	25.52
CIRCLE-9	609	23.41	255	46.73	224	38.75
CIRCLE-10	489	23.50	213	43.70	175	42.91
CIRCLE-11	319	25.97	338	33.41	355	27.70
CIRCLE-12	274	23.18	360	28.16	355	27.32
CIRCLE-13	195	17.52	192	25.69	185	26.14
CIRCLE-14	193	12.98	212	22.75	183	25.60
CIRCLE-15	261	20.70	141	39.67	121	29.63
CIRCLE-16	435	20.58	176	38.19	119	41.16
CIRCLE-17	309	25.37	306	34.37	347	28.20
CIRCLE-18	329	20.72	174	28.64	165	25.21
CIRCLE-19	194	21.30	148	23.88	155	31.23
CIRCLE-ALIPORE	672	29.67	318	61.60	177	63.44
CIRCLE-BEHALA	386	19.75	373	29.56	289	33.44
CIRCLE-BEHALA WEST	402	22.13	332	33.52	262	37.22
CIRCLE-TOLLYGUNGE	448	21.83	224	36.97	203	30.11

Gender Parity Index(GPI)

All Management	All Caste ---GENDER PARITY INDEX(GPI)								
	I-IV			V-VIII			IX-XII		
CIRCLE	Boys	Girls	GPI	Boys	Girls	GPI	Boys	Girls	GPI
CIRCLE-1	4332	4164	0.96	3900	3874	0.99	2906	3078	1.06
CIRCLE-2	3239	3449	1.06	3533	3205	0.91	2945	2372	0.81
CIRCLE-3	1360	2347	1.73	1797	2381	1.32	1904	2266	1.19
CIRCLE-4	1853	1795	0.97	1554	990	0.64	2705	957	0.35
CIRCLE-5	3350	3440	1.03	3061	2649	0.87	3278	1995	0.61
CIRCLE-6	3088	3130	1.01	3073	3742	1.22	5226	4119	0.79
CIRCLE-7	4899	5234	1.07	5012	6389	1.27	3991	5416	1.36
CIRCLE-8	4565	5528	1.21	4164	5646	1.36	4013	4945	1.23
CIRCLE-9	9904	9333	0.94	8181	7880	0.96	6102	6311	1.03
CIRCLE-10	5743	5750	1.00	5288	4112	0.78	3696	3814	1.03
CIRCLE-11	5032	9013	1.79	7590	9839	1.30	6815	8932	1.31
CIRCLE-12	3810	4622	1.21	4913	5850	1.19	5132	5249	1.02
CIRCLE-13	2314	2193	0.95	2363	3250	1.38	2343	2619	1.12
CIRCLE-14	1472	1209	0.82	2996	2003	0.67	2999	1738	0.58
CIRCLE-15	3124	2690	0.86	3541	2128	0.60	2382	1203	0.51
CIRCLE-16	5244	6380	1.22	3907	4360	1.12	2709	2887	1.07
CIRCLE-17	7135	5768	0.81	6980	7257	1.04	6736	6777	1.01
CIRCLE-18	5772	5140	0.89	4460	4993	1.12	4158	3872	0.93
CIRCLE-19	2248	2290	1.02	2225	1755	0.79	3604	1646	0.46
CIRCLE-ALIPORE	9926	10147	1.02	8685	10966	1.26	4867	6361	1.31
CIRCLE-BEHALA	3915	3708	0.95	5605	5421	0.97	4533	5132	1.13
CIRCLE-BEHALA WEST	5520	5205	0.94	5694	6100	1.07	5176	5158	1.00
CIRCLE-TOLLYGUNGE	5819	5875	1.01	3945	4777	1.21	2855	3518	1.23

Gender Parity Index(GPI)

All Management	Muslim ---GENDER PARITY INDEX(GPI)								
	I-IV			VI-VIII			IX-XII		
CIRCLE	Boys	Girls	GPI	Boys	Girls	GPI	Boys	Girls	GPI
CIRCLE-1	485	401	0.83	683	675	0.99	365	512	1.40
CIRCLE-2	742	763	1.03	491	468	0.95	377	144	0.38
CIRCLE-3	25	38	1.52	21	190	9.05	46	327	7.11
CIRCLE-4	96	75	0.78	78	70	0.90	181	30	0.17
CIRCLE-5	140	109	0.78	75	18	0.24	111	11	0.10
CIRCLE-6	1092	429	0.39	620	665	1.07	958	670	0.70
CIRCLE-7	1013	650	0.64	1188	1491	1.26	748	1357	1.81
CIRCLE-8	950	1268	1.33	654	1263	1.93	667	864	1.30
CIRCLE-9	4681	5552	1.19	4328	5636	1.30	3190	4389	1.38
CIRCLE-10	1728	1784	1.03	1938	1927	0.99	1284	1832	1.43
CIRCLE-11	378	663	1.75	337	535	1.59	386	484	1.25
CIRCLE-12	186	222	1.19	187	285	1.52	117	149	1.27
CIRCLE-13	68	60	0.88	59	97	1.64	46	71	1.54
CIRCLE-14	68	29	0.43	66	40	0.61	59	24	0.41
CIRCLE-15	48	67	1.40	34	42	1.24	19	10	0.53
CIRCLE-16	1135	1544	1.36	386	537	1.39	209	359	1.72
CIRCLE-17	530	471	0.89	423	673	1.59	235	443	1.89
CIRCLE-18	751	681	0.91	581	560	0.96	481	396	0.82
CIRCLE-19	27	92	3.41	24	3	0.13	13	4	0.31
CIRCLE-ALIPORE	6021	5790	0.96	6434	8679	1.35	3288	4583	1.39
CIRCLE-BEHALA	111	419	3.77	416	401	0.96	260	497	1.91
CIRCLE-BEHALA WEST	289	296	1.02	225	323	1.44	234	234	1.00
CIRCLE-TOLLYGUNGE	144	140	0.97	141	111	0.79	71	119	1.68

Circle wise CWSN Enrolment

All Management	CWSN ENROLMENT					
	I-IV		V-VIII		IX-XII	
CIRCLE	Boys	Girls	Boys	Girls	Boys	Girls
CIRCLE-1	34	32	28	3	0	2
CIRCLE-2	34	27	7	8	10	8
CIRCLE-3	21	14	14	3	2	3
CIRCLE-4	35	52	3	4	0	0
CIRCLE-5	26	19	3	29	9	28
CIRCLE-6	15	15	23	10	7	26
CIRCLE-7	78	82	6	8	4	6
CIRCLE-8	35	28	33	50	11	30
CIRCLE-9	76	40	175	155	36	46
CIRCLE-10	33	13	48	19	30	26
CIRCLE-11	41	26	8	7	5	6
CIRCLE-12	34	19	15	17	4	9
CIRCLE-13	41	23	12	56	14	15
CIRCLE-14	30	16	62	8	61	11
CIRCLE-15	24	21	8	4	5	4
CIRCLE-16	37	24	14	10	3	1
CIRCLE-17	31	32	35	9	53	56
CIRCLE-18	104	69	98	51	41	25
CIRCLE-19	36	26	20	7	3	1
CIRCLE-ALIPORE	109	110	39	106	6	40
CIRCLE-BEHALA	465	300	54	29	24	10
CIRCLE-BEHALA WEST	161	93	54	40	29	34
CIRCLE-TOLLYGUNGE	73	48	55	37	7	16

Acknowledgements & Development Team

Acknowledgements: We are thankful to **Sri Kartik Chandra Manna**, Chairman, SSM and KPSC, Kolkata, **Sri Purna Chandra Jana**, DPO, DIs(PE) and DIs(SE) Kolkata, **Smt Arati Majumder**, ADPO, SSM, Kolkata, All Inspecting Officers Primary , Secondary and Kolkata Municipal Corporation, All Coordinators , associates and staffs. U-DISE respondents of all schools including private unaided , KVS and etc. Finally all stakeholders of U-DISE.

Development Team: Sri **Supratim Chakraborty**, MIS-In-Charge, Smt **Satarupa Guha Thakurta**, PMIS Coordinator, Sri **Kushal Purakayasta**, DEO, Sri **Monojit Dey**, DEO, Sri **Joydeb Dubey**, LDA, Sri **Swapan Pramanik**, LDA.

THANK YOU !