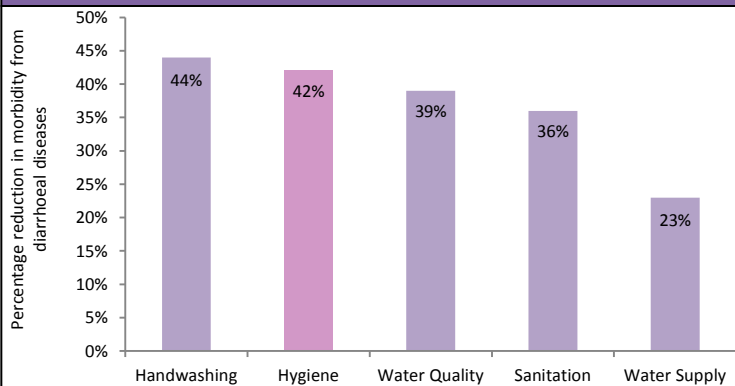


An overview of status of drinking water and sanitation in schools in India



WASH interventions critical for child survival



Findings from statistical data analyzed by Cairncross (2008) reveal that improved water supply & sanitation can contribute to 23% and 36% decreased morbidity due to diarrhoea. Moreover, finding from the meta-analysis by Fewtrell & Colford using handwashing and hygiene promotion data reveal that handwashing & hygiene promotion alone contribute to 44% and 42% reduction in morbidity due to diarrhoea, implying that handwashing at critical times can prove vital. *Source: Meta-analysis by Fewtrell and Colford, 2004; Hand washing data by Curtis & Cairncross, 2003; Updated sanitation data by Cairncross, 2008*

What is WASH in Schools?

- Access to sufficient quantities of **safe** water for
 - Drinking
 - Handwashing, cooking and personal hygiene
- Sufficient water for
 - Cleaning
 - flushing toilets, school farms etc. when appropriate.
- Toilet facilities that are
 - Sufficient, adequate and Child –friendly, gender specific, culturally appropriate, separate and well maintained toilet facilities for boys and girls.
- Personal hygiene materials
 - Water, soap, sanitary pads etc.
 - Safe disposal of solid and liquid waste
- Hygiene education
 - Curriculum, wall paintings, competitions, child cabinets etc.
- Control measures to reduce transmission and morbidity of WASH related illnesses.
 - Approach to control vector borne disease
 - De-worming campaigns, nutritional supplements

Children's health improves with WASH in Schools

Schools with quality WASH programmes can effectively reduce the transmission of diseases. More than 40 per cent of diarrhoea cases in schoolchildren result from transmission in schools rather than homes

WASH in Schools increases attendance and cognitive development

Education and health are inseparable. Nutrition deficiencies, diarrhoea and worm infestations are all related to poor WASH – and all affect school participation and learning. WASH in Schools is a first step towards ensuring a healthy physical learning environment. Schools with quality WASH programmes can effectively increase attendance and learning outcomes

Students are agents of change in their communities

Globally, around 2.65 billion people live without access to proper toilet facilities, and 883 million don't have access to safe water. WASH in Schools can help mitigate the risks and overcome the challenges. Children are generally more receptive to new ideas and can more easily change their behaviour and promote improved practices within their families and among their communities

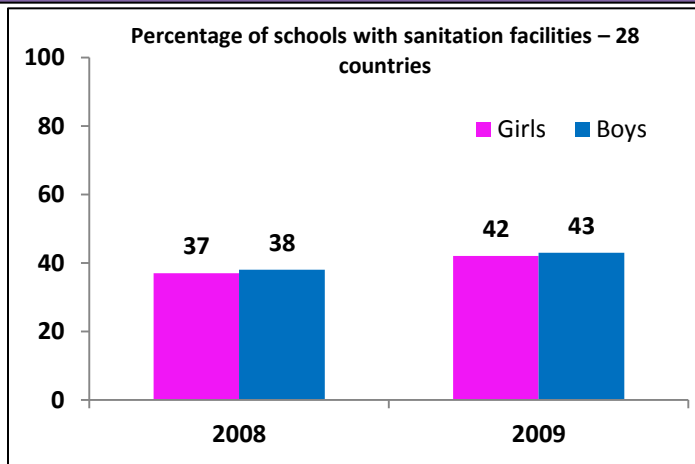
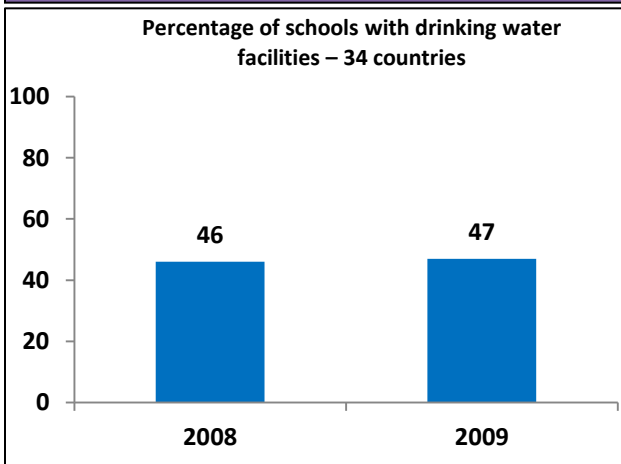
WASH in Schools promotes gender equality

WASH in Schools fosters social inclusion and individual self-respect by offering an alternative to stigma and marginalization. Girls in developing countries, for example, often report that issues related to managing menstrual hygiene cause them to be absent from school, frequently a first step towards dropping out altogether.

Improving WASH in Schools is achievable

Every school can be equipped with quality WASH programmes. Students, teachers, communities, local and national governments, civil society and private companies all need to work together. Media and public opinion around the world can influence political leaders to act now

Drinking water and sanitation facilities in schools still remain a challenge in most countries

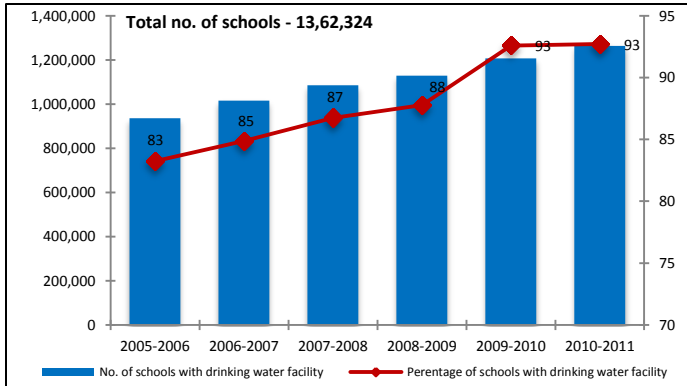


Source: Data from UNICEF Country Office Annual Reports 2008 & 2009. Water data from 34 countries, Sanitation data from 28 countries.

40 per cent of the global population – some 2.65 billion people – live without access to proper toilet facilities, and 883 million don't have access to safe water. More than 4,000 children under age five die from diarrhoea every day. This is a global crisis, and WASH in Schools can help. WASH in and through schools is one of the best routes to reach entire communities. Direct engagement with students can lead to community adoption of good WASH behaviors and technologies as well as improved health. Because children are agents of change, education for good hygiene practices in schools links students, families and communities.

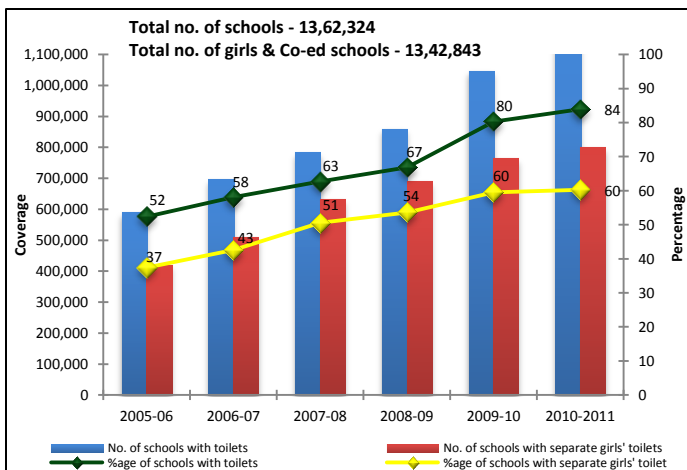
Water and sanitation facilities in schools in India

Impressive coverage of drinking water facilities in schools from 2005-06 to 2009-10



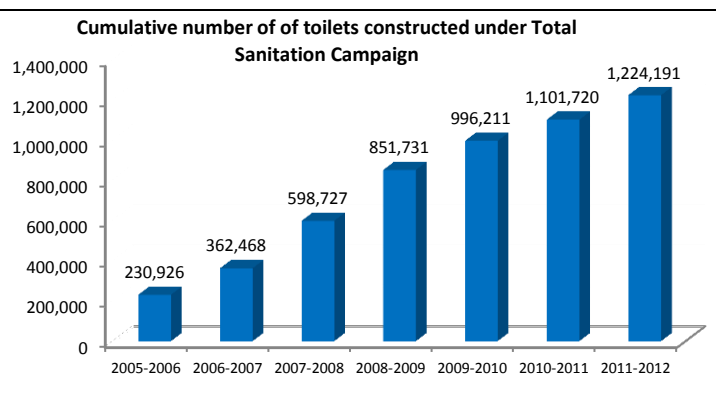
- ❖ Number of schools having drinking water facility has increased from nearly 0.9 million (~83%) in 2005-06 to **1.30 million (93%)** in 2010-11.
 - ❖ Drinking water facilities in rural schools increased from nearly 0.7 million schools (82%) in 2005-06 to nearly 0.85 million schools (93%) in 2009-10.*
 - ❖ In all, 181 million children in schools have access to drinking water facilities.*
- [Source: DISE, NUEPA, New Delhi]

Separate toilets for girls need to become a priority



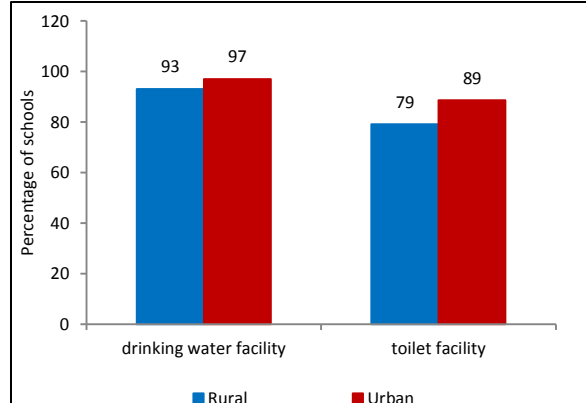
- ❖ Number of schools having toilet facility has increased from 0.6 million (~52%) in 2005-06 to **~1.14 million (84%)** in 2010-11.
 - ❖ In rural schools, toilet facility increased from 0.4 million schools (49%) in 2005-06 to 0.7 million schools (79%) in 2009-10, where they have at least one toilet facility.*
 - ❖ In all, more than 160 million children in schools have access to toilet facilities.*
 - ❖ Number of schools having separate toilet facility for girls increased from **~0.4 million (~37%)** in 2005-06 to **~0.8 million (~60%)** in 2009-10.*
 - ❖ However over **0.5 million (~40%)** schools do not have this facility.*
- [Source: DISE, NUEPA, New Delhi]

Total Sanitation Campaign accelerated provision of toilets in rural government schools



The Total Sanitation Campaign supports the School Sanitation & Hygiene Education programme. Launched in the year 2004-05, nearly 1.22 million toilets have been constructed in rural government schools under the program. [Source: <http://tsc.gov.in>, Ministry of Drinking Water & Sanitation, Government of India]

Urban schools face similar challenges of drinking water & toilet facilities

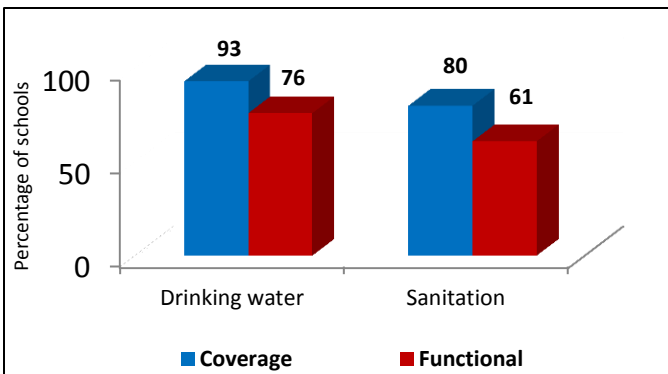


The situation in urban schools is also similar to those in rural areas. [Source: DISE 2009-10, NUEPA, New Delhi]

* Calculated on basis of DISE disaggregated data (2009-10). To be updated for 2010-11, when disaggregated data 2010-11 is available.

The functionality disparity

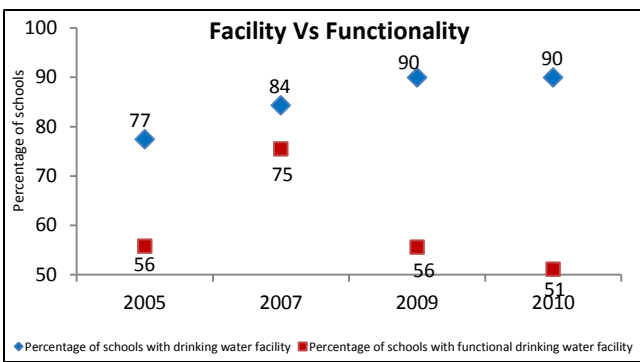
Functionality of water and toilet facilities continues to remain as a major gap to be plugged



- ❖ Though **93%** schools have drinking water facility, only **82%** schools have improved drinking water facility, while it is functional in only **79%** schools (as against availability).
- ❖ Functional drinking water facility is less than 60% in Nagaland, Meghalaya, Arunachal Pradesh and Manipur.
- ❖ Only Six out of 10 schools have functioning toilet facilities. Out of the **~2.7 million toilets**, over **2 million (~76%)** are functional.
- ❖ In **3 states** (AP, Nagaland and Meghalaya) less than 50% of the toilets are functional.

[Source: DISE 2009-10, NUEPA, New Delhi]

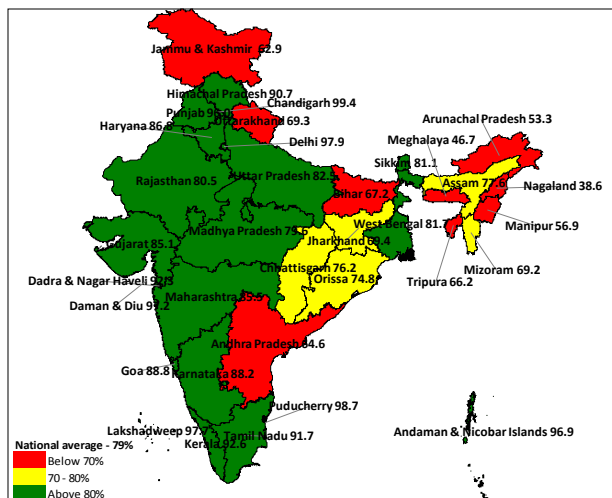
Independent assessment of WASH facilities in schools show a similar trend in functionality



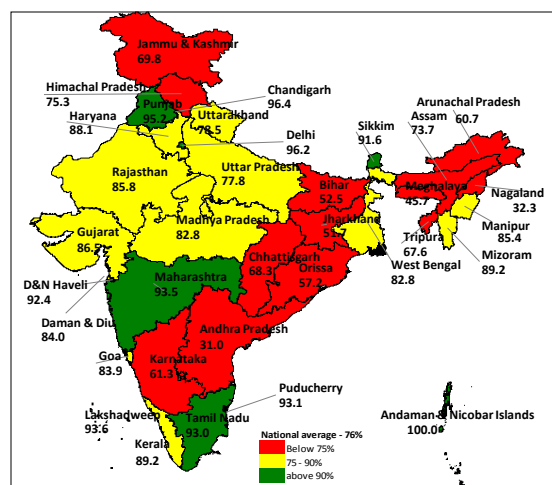
One in ten rural schools are without toilet facilities. Where toilets exist, only one in two is usable.

[Source: Annual Status of Education Report (ASER) 2010]

State-wise functionality of drinking water facilities in schools



State-wise functionality of toilets in schools



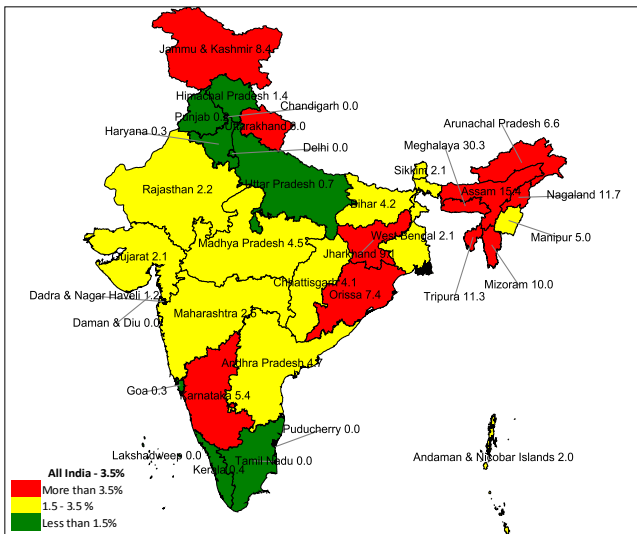
- ❖ Functionality of drinking water in schools is below the national average in 8 states (Andhra Pradesh, Assam, Bihar, Jammu & Kashmir, Manipur, Meghalaya, Nagaland and Tripura).
- ❖ Functionality of toilet facility in schools is less than the national average in 13 states, which implies that a lot has to be done in ensuring safe sanitation to children in schools.

[Source: DISE 2009-10, NUEPA, New Delhi]

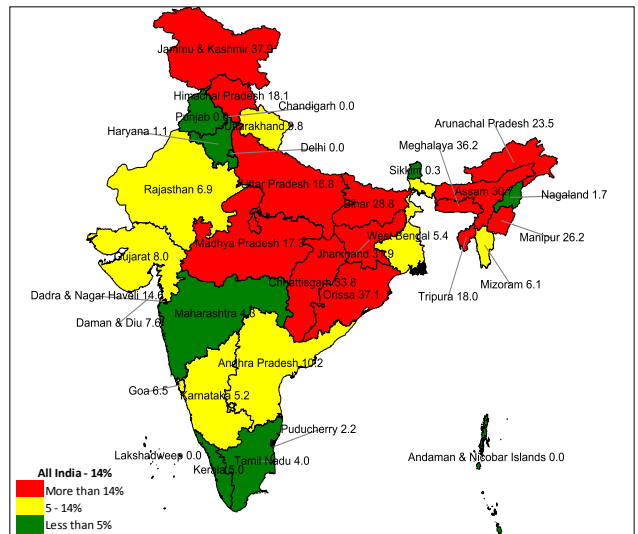
* Calculated on basis of DISE disaggregated data (2009-10). To be updated for 2010-11, when disaggregated data 2010-11 is available.

WASH in Schools progress- Acceleration required

Percentage of children (by enrolment) without access to drinking water facility



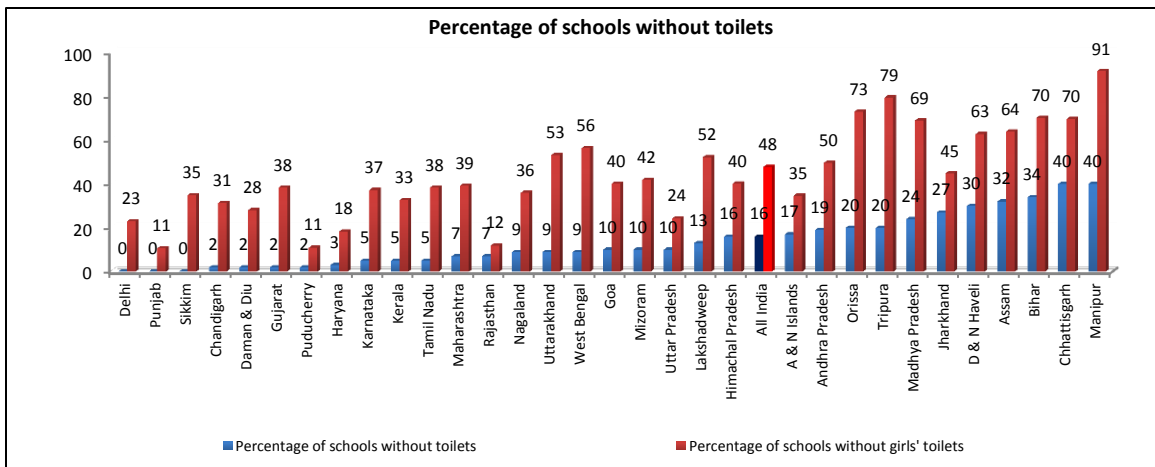
Percentage of children (by enrolment) without access to toilet facility



- ❖ Although the availability of drinking water stands at 93% in schools across India, yet a total 6.50 million children (3.46% children of total enrolment) do not have access to drinking water facility in schools,
- ❖ 13 states (Meghalaya, Assam, Nagaland, Tripura, Mizoram, Jharkhand, Jammu & Kashmir, Orissa, Arunachal Pradesh, Uttarakhand, Karnataka, Manipur and Andhra Pradesh) account for more than 3.39 million children without access to drinking water facility in schools.
- ❖ A total of 27.6 million children (14.1 million boys and 13.5 million girls) accounting for 14.7% of total children enrolled do not have access to toilet facility in schools.
- ❖ 7 states (Orissa, Meghalaya, Chhattisgarh, Jharkhand, Assam and Bihar) account for almost 50% (13.8 million) children without access to toilet facilities in schools.

[Source: DISE 2009-10, NUEPA, New Delhi]

Toilets in all schools and separate toilets for girls is still a long way to go..



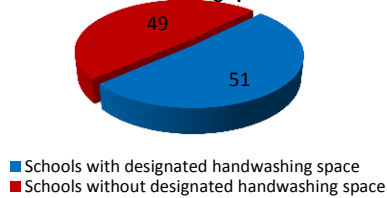
- ❖ Improving access to toilets in 6 states (UP, MP, Bihar, Orissa, Chhattisgarh and Assam) would reduce the gap by 50%.
- ❖ Similarly, improving the access to girls' toilets in 7 states (Chhattisgarh, J&K, Bihar, Meghalaya, Orissa, Assam, Manipur and MP) would reduce the gap by 50%.

[Source: DISE 2010-11, NUEPA, New Delhi]

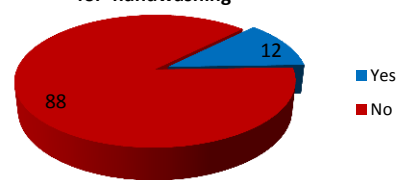
Hygiene practices - key to child survival & development

Handwashing with soap before Mid Day Meal still remain a challenge.

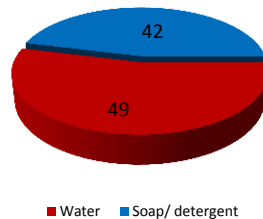
Percentage of schools with designated Handwashing space



Percentage of schools with soap/detergent for handwashing



Material used for handwashing before MDM



Findings of an assessment conducted in 540 schools in nine states in India on Mid Day Meal (MDM) program reveal that:

- ❖ Nearly half (51%) of the schools have a designated hand washing space and in 44% of the schools observed the hand washing space was being used.
- ❖ Only close to one in ten (12%) of schools had soap/detergent available at the hand washing space.
- ❖ Nearly half (49%) of the students washed their hands using only water. Only two out of five (42%) students use soap/detergent.

[Source: Hygiene Practices in schools during Mid-Day Meals, UNICEF-India study 2009 unpublished]

Policy environment for WASH in schools in India

Constitution

- Article 21-A “free and compulsory education of all children in the age group of six to fourteen years as a Fundamental Right”

Legislation

- Right of Children to Free and Compulsory Education (RTE) Act, 2009
- RTE necessitates ensuring drinking water and sanitation facilities at school level
- Supreme Court’s sets deadline for all states to ensure water and sanitation facility by November 2011.

Policy Implementation

- Sarva Shiksha Abhiyan (SSA) for universalizing elementary education
- School Sanitation and Hygiene Education (SSHE) component of Total Sanitation Campaign (TSC)
- Nirmal Gram Puraskar (Clean Village Award) mandates functional toilets in all Government, Government aided and private schools and all Co - ed Upper Primary schools to have separate toilets for boys and girls.
- **NGP incentive amount can be used for creation of additional sanitation facilities in schools & anganwadis and construction of incinerators in girls’ schools.**

