

U.E.E.MISSION- DELHI



5% SAMPLE CHECKING OF DISE DATA 2011-12



OFFICE OF THE U.E.E.MISSION

1 Floor, Near Estate Branch,
Department Of Education
Distt. North, Lucknow Road, Delhi-110054

Submitted By:
Datamation
Consultants Pvt. Ltd.
Plot3, Hasanpur,
I.P.Extension.
Newdelhi-110093
www.datamationindia.com

ACKNOWLEDGEMENT

I express my deepest sense of gratitude and heartfelt thanks to all the members of the related institutions and personnel who have supported and contributed in the smooth conduct of this relevant and meaningful exercise.

We are thankful to SSA – Department of education, Govt. of Delhi for assigning **Datamation Consultants Pvt. Ltd.**, New Delhi to undertake the study. The present report is an outcome of dedicated commitment to the field survey by research investigators and cooperation received from Teachers, Headmasters, DURCCs and CRCCs concerned along with officials of District. The author duly thanks them for their fullest cooperation and facilities provided to successfully completing the Study.

Sarva Siksha Abhiyan is a Flagship Programme of Government of India to support the states in creating, developing and strengthening the formal primary and upper primary school systems to achieve the Goals of UEE by providing useful and relevant elementary education to all children of the age group 6-14 years.

We hope the findings of this report will be useful to the schools, SSA functionaries, DOE, academicians, researchers and those having interest in spreading quality education in the State. It will help both the planners and the policy makers in designing appropriate policy interventions to improve the quality of elementary education in the State and country in general and to improve the quality DISE data collection in particular.

Chetan Sharma
Managing Director

ABBREVIATIONS

BRC:	Block Resource Center
BRCC:	Block Resource Center Coordinator
CRC:	Cluster Resource Center
CRCC:	Cluster Resource Center Coordinator
DPO:	District Programme Officer
DISE:	District Information System for Education
DPEP:	District Primary Education Programme
DRP:	District Resource Person
EGS:	Education Guarantee Schools
EMIS:	Educational Management Information System
GOI:	Government of India
NCERT:	National Council of Educational Research and Training
NGO:	Non Government Organization
NIEPA:	National Institute of Educational Planning and Administration
NSSO:	National Sample Survey Organization
NUEPA:	National University of Educational Planning and Administration
SSA:	Sarva Shiksha Abhiyan
SPO:	State Project Office
SC:	Scheduled Caste
ST:	Scheduled Tribe
HT:	Head Teacher
HM:	Head Master
UEE:	Universalisation of Elementary Education
UNESCO:	United Nations Educational, Scientific and Cultural
UNICEF:	United Nations International Children Education Fund
UPE:	Universalisation of Primary Education
VEC:	Village Education Committee

CONTENTS

<u>EXECUTIVE SUMMERY.....</u>	<u>4</u>
<u>CHAPTER 1 - INTRODUCTION.....</u>	<u>5</u>
<u>Key Objectives of the study:</u>	<u>5</u>
<u>CHAPTER 2 – METHODOLOGY.....</u>	<u>7</u>
<u>Tool Used For the Data Collection.....</u>	<u>7</u>
<u>CHAPTER 3 - DETAILED ANALYSIS.....</u>	<u>8</u>
<u>School Variables</u>	<u>8</u>
<u>Status of the School Building</u>	<u>12</u>
<u>Type of School Building</u>	<u>13</u>
<u>Condition of Classrooms</u>	<u>14</u>
<u>Enrolment of Primary Classes</u>	<u>15</u>
<u>Availability of Facilities in the Schools</u>	<u>23</u>
<u>Source of Drinking Water in the Schools.....</u>	<u>24</u>
<u>Availability of Furniture’s for Students</u>	<u>25</u>
<u>Status of Boundary Walls Facility in Schools.....</u>	<u>26</u>
<u>Availability of Computer Facility in Good Working Condition</u>	<u>27</u>
<u>CHAPTER 4- INVESTIGATOR’S INFORMATION</u>	<u>28</u>
<u>Response of the Principals/ Head Teachers in Providing Information.....</u>	<u>30</u>
<u>Availability of Records in Schools.....</u>	<u>31</u>
<u>CHAPTER -5 MAJOR FINDINGS</u>	<u>33</u>
<u>CHAPTER -6 SUGGESTIONS AND RECOMMENDATIONS</u>	<u>34</u>
<u>Annexure A- List of Schools Covered under Sample.....</u>	<u>35</u>
<u>Annexure B - Questionnaire</u>	<u>43</u>

EXECUTIVE SUMMERY

DISE (District Information System for Education) is conceived as the backbone of an integrated educational management information system. It is a system for scientific collection of data related schools. The system collects the data of schools through DCF on location, management, teachers, infrastructure, equipment, enrolment, incentives, number of disabled, Minority children etc.

Like other states in India, the data for DISE is collected in the whole state on a regular basis every year. This year also the Cluster Resource Centre Coordinators of all the clusters visited every school with the Data Capture Format (DCF) , and these are filled up with the concerned Headmasters of each school.

The information obtained through these formats is entered using Data Entry Operators .DISE formats in adequate numbers were given in all the schools having primary and elementary classes. This has helped in data compilation from private and aided schools. The availability of filled DISE formats in the schools has improved because of the instructions given to the schools. They send the second copy to block and district for computer feeding. The quality of data is monitored by the officers associated with DISE at state level.

The districts are selected as nodal point for data collection, computerization, analysis and use of data. The State level MIS wing coordinates the activities of the districts.

The flow of data plays an important role in information system. DISE is a ' tool to support the decentralized planning and management of SSA. The basic data collected from the Primary schools, Upper Primary Schools, UPS classes of Secondary/Senior secondary schools, Alternate schools and Private schools are verified by the Block Resource Persons and Cluster Resource Persons for their completeness and delivered to the District MIS in charges who maintain records of all forms. The data are computerized and analyzed at the district level.

CHAPTER 1 - INTRODUCTION

Sarva Shiksha Abhiyan (SSA) has been launched in India in 2000-01 for providing education to all children under the age group 6-14 years. This is been done in association with the State government and local self governments.

Sarva Shiksha Abhiyan (SSA) is implemented throughout the country with the help of project authorities of state government concerned. An elaborate MIS mechanism has been laid to monitor the implementation of the programme, gauge the results and identify course of action from time to time. At the project authority level i.e. state level, through District Information System for Education (DISE) data pertaining to various aspects of education system is collected through a structured schedule consisting of information on school education at district level. Regular monitoring reports are being prepared and submitted to Ministry of HRD, Govt. of India at periodical intervals. In addition, in order to establish the veracity of information provided by the project authorities concerned, an external institution conducts similar survey i.e. DISE, based on a five per cent sample survey. Thus, appropriate MIS in essence properly guards the SSA.

Key Objectives of the study:

Following are the main objectives of this study.

1. To cross check the DISE data with the data collected by the Datamation team, and to find out the deviation as well as the precision levels.
2. To make field level observation on:
 - a) Cooperation of Principal/ Head Teacher in providing data
 - b) Status of records of schools
 - c) Availability of infrastructure and working computer in the school
 - d) Provision of Mid Day Meal in the schools
 - e) Availability of DISE data at all levels
 - f) Display of key information on the School Display/Information Board

The State Project Director (SPD), Delhi provided a list of 252 schools already selected by

them randomly from each zone in Delhi. These schools consist of all types of management of schools namely DOE, MCD, DOE Aided, DOE unaided schools, MCD aided & MCD unaided. This survey was to be conducted in all 252 schools.

The data has been analyzed on the basis of which this report has been prepared which shows how the DISE data compares with sample checking data.

CHAPTER 2 – METHODOLOGY

The State Project Director (SPD), Delhi provided a list of 252 schools already selected by them randomly from each zone in Delhi. These schools consist of all types of management of schools namely DOE, MCD, DOE Aided, DOE unaided schools, MCD aided & MCD unaided. This survey was to be conducted in all 252 schools. Zone wise break-up of the selected schools are given in the following table:

Table 2.1- Selected school for the Sample Checking

Zone	No. of Schools
Central	13
East	30
New Delhi	5
North	14
North East	37
North West	51
South	34
South West	33
West	35
Grand Total	252

Tool Used For the Data Collection

We were provided with data collection format (DCF) by the office of the State Project Director, Delhi for collection of requisite data from the selected schools to compare with DISE data already filled in the schools for the year 2010-11. A copy of the special DCF for post- enumeration Survey is given in Annexure

CHAPTER 3 - DETAILED ANALYSIS

As mentioned in the Chapter 2 data from the field has been captured on certain indicators namely School (School Category, Type of School, Management, and Infrastructure) and Students (enrolled and retained). The district based analysis is given below:

School Variables

As given in table 3.1 on the basis of surveyed data primary category schools were more in Delhi with 49.3 %, while primary with Upper primary were 11.1% , Primary with secondary or Higher secondary were 20.8% and 3.4% were upper primary.15.5% upper primary with secondary or higher secondary schools were also available in Delhi .

Table 3.1: Percentage of Schools Category Wise in Each Zone

Zone	Primary	Primary With Upper Primary	Primary With Secondary Or Higher Secondary	Upper Primary	Upper Primary With Secondary Or Higher Secondary	Grand Total
Central	72.7	0.0	9.1	9.1	9.1	100.0
East	42.9	10.7	32.1	7.1	7.1	100.0
New Delhi	100.0	0.0	0.0	0.0	0.0	100.0
North	58.3	25.0	16.7	.0	0.0	100.0
North East	38.2	17.6	14.7	5.9	23.5	100.0
North West	46.9	6.3	18.8	3.1	25.0	100.0
South	43.3	10.0	36.7	3.3	6.7	100.0
South West	61.5	3.8	19.2	0.0	15.4	100.0
West	48.4	16.1	12.9	0.0	22.6	100.0
Grand Total	49.3	11.1	20.8	3.4	15.5	100.0

Graph 1- Distribution Of School Category Wise

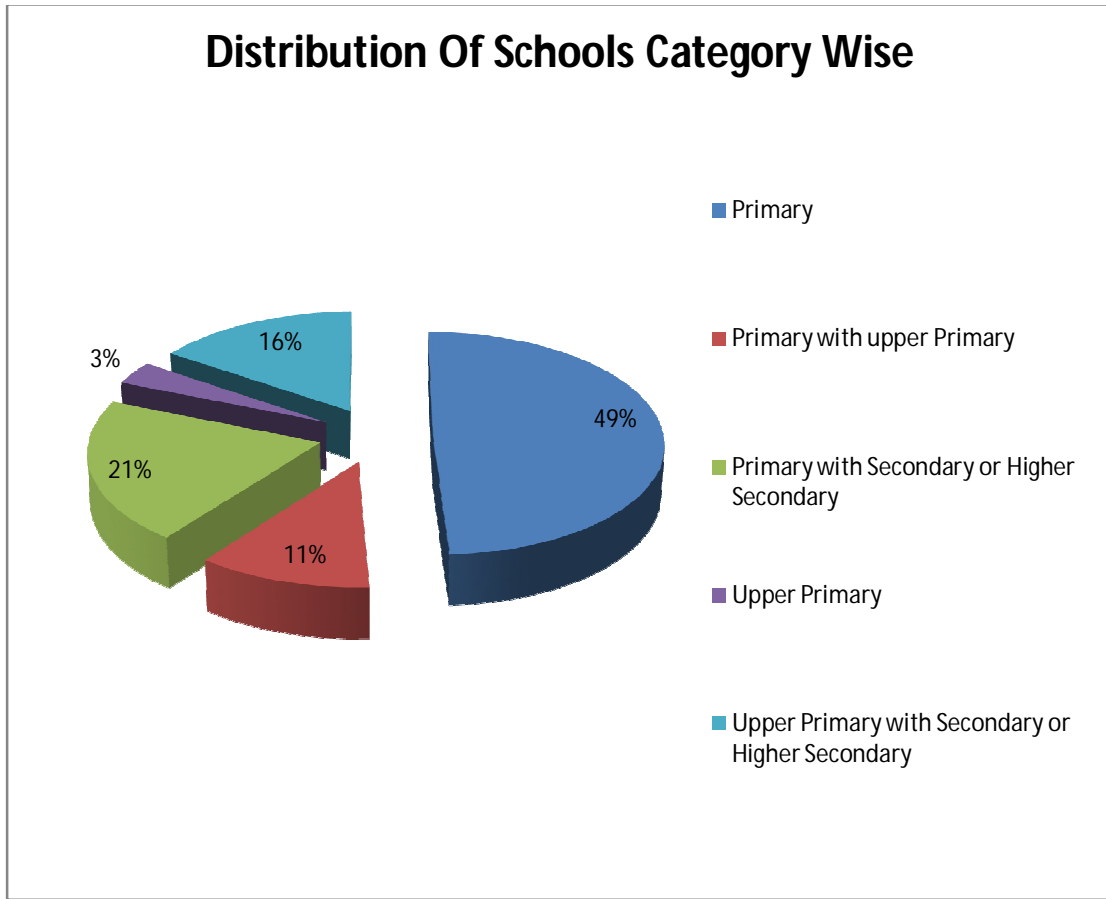


Table 3.2 shows that the information on variables regarding school particular namely type of school, In Delhi there are 20.3 % boy's school, 19.8% girl's school and 59.9% co-educational school in surveyed data.

Table 3.2 - Percentage of Schools Type Wise in Each Zone

Zone	For Boys Only	For Girls Only	Co Educational	Grand Total
Central	36.4	18.2	45.5	100.0
East	25.0	25.0	50.0	100.0
New Delhi	.0	.0	100.0	100.0
North	33.3	25.0	41.7	100.0
North East	23.5	17.6	58.8	100.0
North West	21.9	31.3	46.9	100.0
South	6.7	23.3	70.0	100.0
South West	15.4	15.4	69.2	100.0
West	19.4	6.5	74.2	100.0
Grand Total	20.3	19.8	59.9	100.0

Graph 2- Distribution Of Schools Type Wise

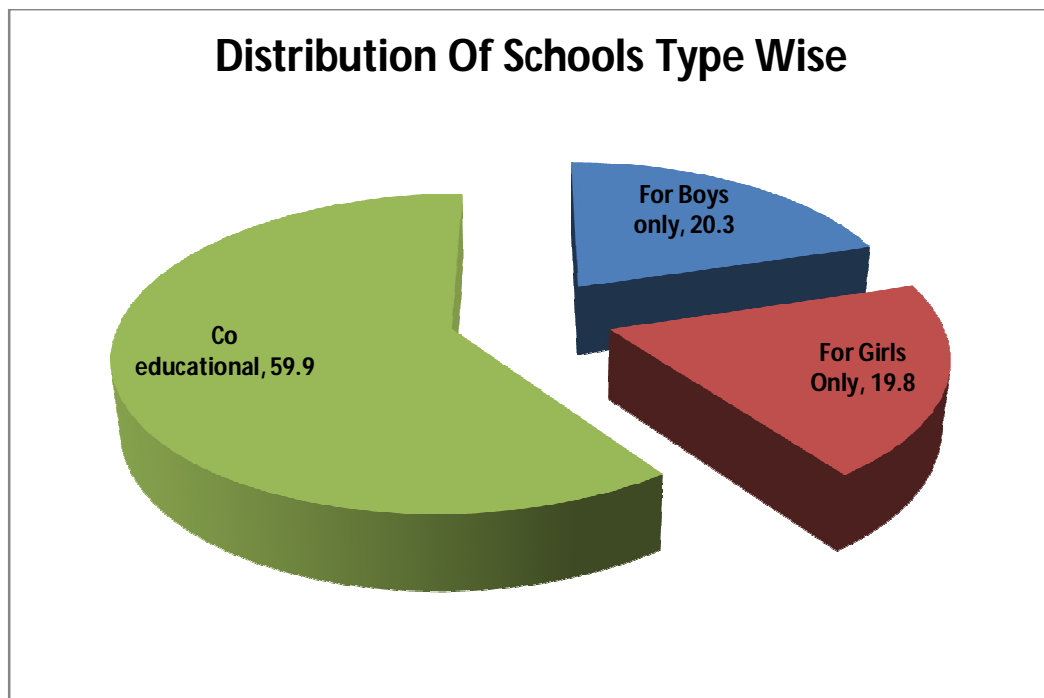
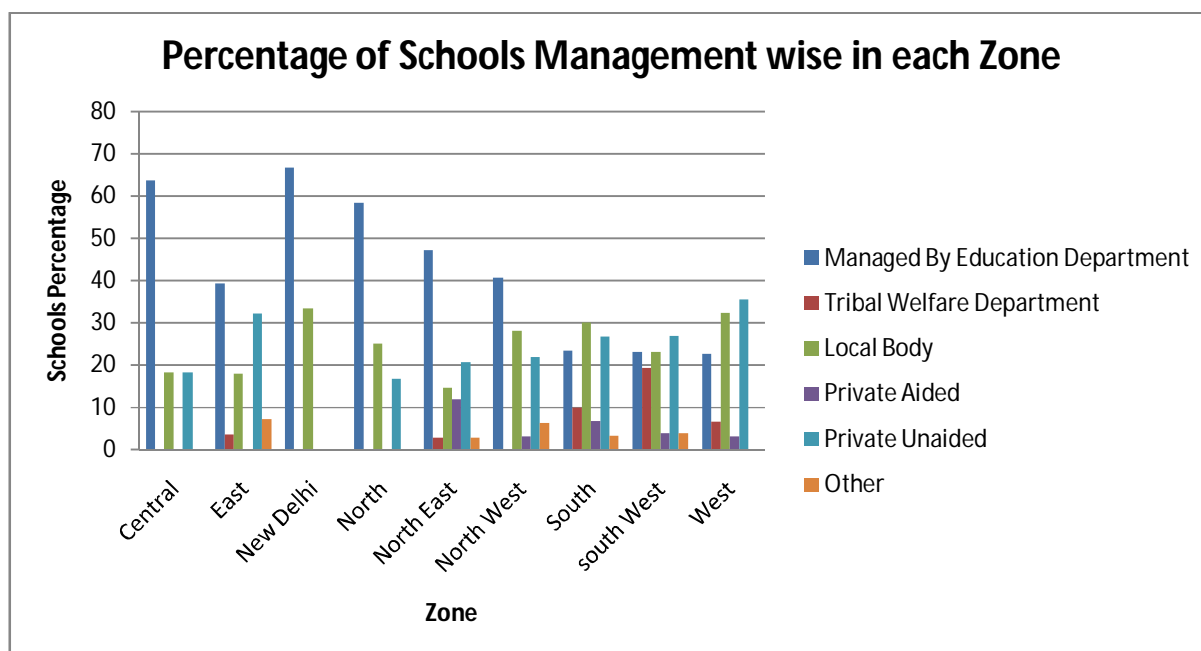


Table 3.3 illustrates the information on percentage of Schools Management wise in each zone from surveyed data. In Delhi 36.7% schools were managed by Education Department, 24.2% by Local body, 4.3% by Private Aided, 25.6% by Private Unaided and only 3.4% by other. Figurers given in red color, Presented wrongly that school did not be managed by tribal welfare department.

Table 3.3 - Percentage of Schools Management Wise in Each Zone

Zone	Managed By Education Department	Tribal Welfare Department	Local Body	Private Aided	Private Unaided	Other	Total
Central	63.6	0	18.2	0	18.2	0	100
East	39.3	3.6	17.9	0	32.1	7.1	100
New Delhi	66.7	0	33.3	0	0	0	100
North	58.3	0	25	0	16.7	0	100
North East	47.1	2.9	14.7	11.8	20.6	2.9	100
North West	40.6	0	28.1	3.1	21.9	6.3	100
South	23.3	10	30	6.7	26.7	3.3	100
South West	23.1	19.2	23.1	3.8	26.9	3.9	100
West	22.6	6.5	32.3	3.2	35.4	0	100
Total	36.7	5.8	24.2	4.3	25.6	3.4	100

Graph 3- Percentage Of Schools Management Wise In Each Zone



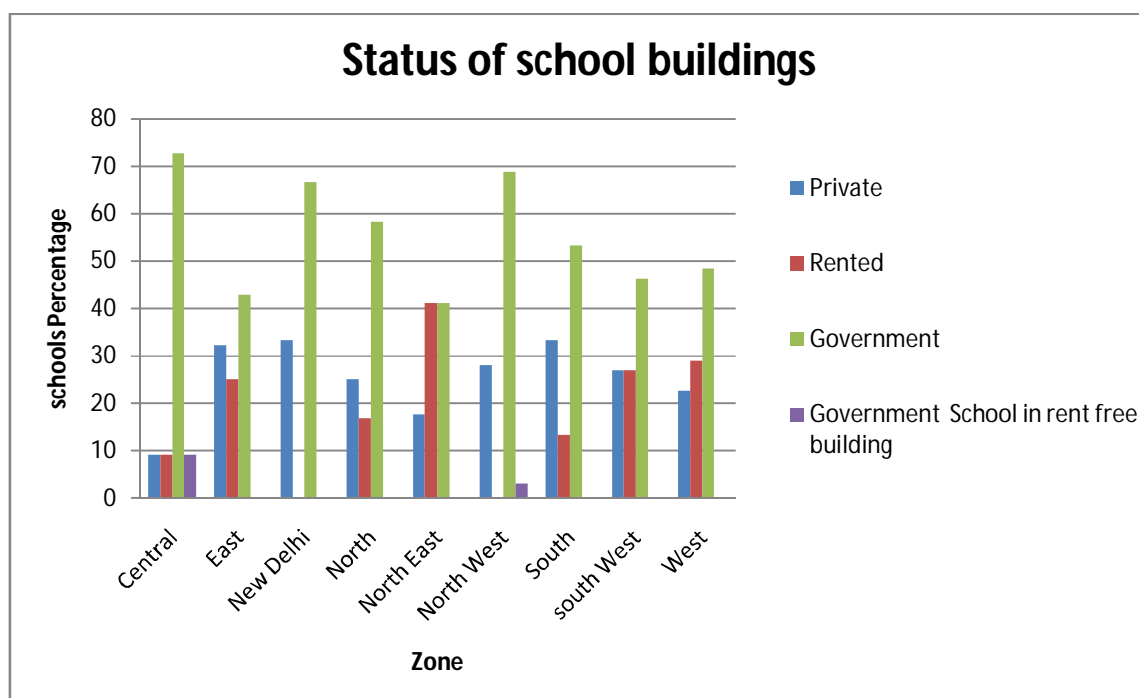
Status of the School Building

Table 3.4 illustrates the status of the school building of surveyed data, 52.2% of school building is of Government while 21.3% were rented, and 25.6% are private. 1% school in central and northwest Delhi was run in rent free building.

Table 3.4- Status of School Building in Percentages

Zone	Private	Rented	Government	Government School In Rent Free Building	Total
Central	9.1	9.1	72.7	9.1	100
East	32.1	25	42.9	0	100
New Delhi	33.3	0	66.7	0	100
North	25	16.7	58.3	0	100
North East	17.6	41.2	41.2	0	100
North West	28.1	0	68.8	3.1	100
South	33.3	13.3	53.3	0	100
South West	26.9	26.9	46.2	0	100
West	22.6	29	48.4	0	100
Total	25.6	21.3	52.2	1	100

Graph 4- Status of School Buildings



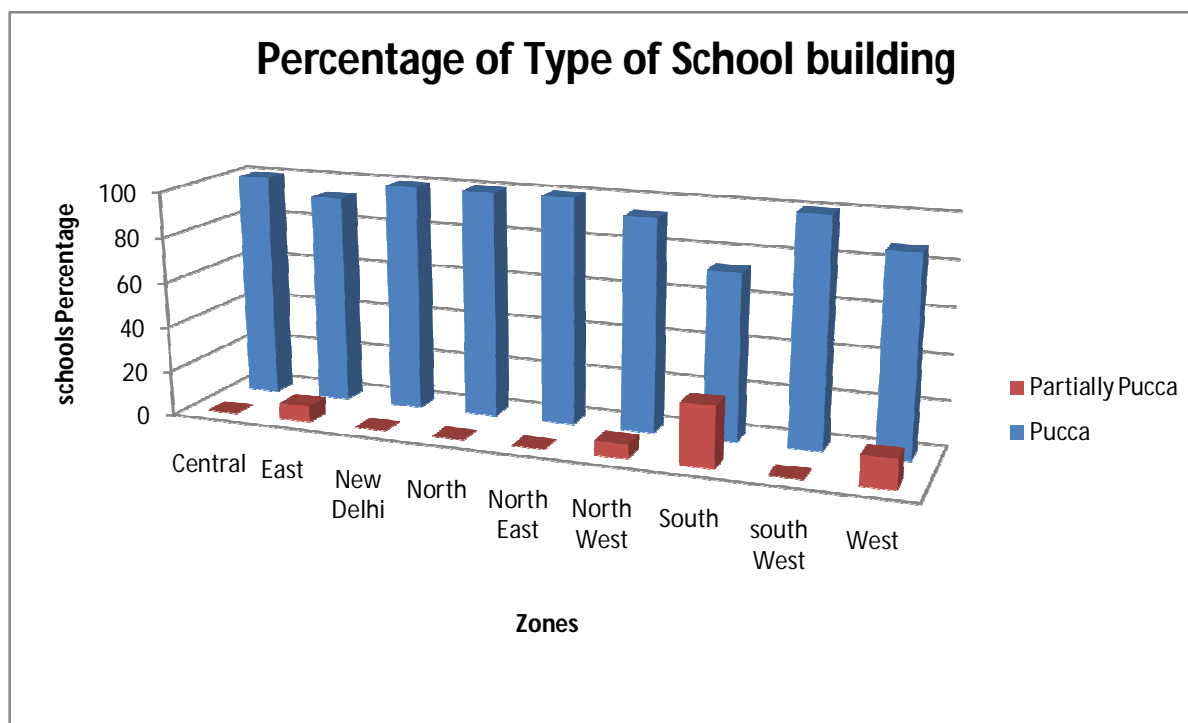
Type of School Building

The table 3.5 illustrates the type of school building. 92.3% school building are pucca one and 7.7 % partially pucca. out of this central , new Delhi, north , northeast and south west have 100% pucca building , where as east , north west , south and west has partially pucca building too .

Table 3.5- Type of School Building (%)

Zone	Pucca	Partially Pucca	Total
Central	100	0	100
East	92.9	7.1	100
New Delhi	100	0	100
North	100	0	100
North East	100	0	100
North West	93.8	6.3	100
South	73.3	26.7	100
South West	100	0	100
West	87.1	12.9	100
Total	92.3	7.7	100

Graph 5- Percentage Of Type Of School Building



Condition of Classrooms

As per the table 89.2% class rooms and 90.8% other rooms condition were good, 7.4% class rooms & 6.3% other rooms needed minor repairs while 2.9% class rooms and 2.1% other rooms needed major repairs. 0.4% class room and 0.6% other room were totally unfit for use on the basis of surveyed data.

Table 3.6- Condition of Classrooms Zone Wise (%)

Zone	Good Condition		Need Minor Repairs		Need Major Repairs		Unfit For Use	
	Class Rooms	Other Rooms	Class Rooms	Other Rooms	Class Rooms	Other Rooms	Class Rooms	Other Rooms
Central	92.3	81.1	1.4	8.1	4.9	10.8	1.4	0.0
East	90.8	89.5	4.3	7.3	4.9	3.2	0.0	0.0
New Delhi	72.0	100.0	12.0	0.0	16.0	0.0	0.0	0.0
North	76.2	68.2	23.8	13.6	0.0	18.2	0.0	0.0
North East	89.1	91.1	7.1	3.5	2.3	1.6	1.4	3.9
North West	88.2	96.0	8.1	4.0	3.7	0.0	0.0	0.0
South	94.1	97.1	4.1	2.1	1.6	0.8	0.2	0.0
South West	89.0	92.1	8.1	7.5	2.1	0.0	0.8	0.4
West	89.2	89.0	8.7	11.0	2.0	0.0	0.0	0.0
Total	89.3	90.9	7.4	6.3	2.9	2.1	0.4	0.6

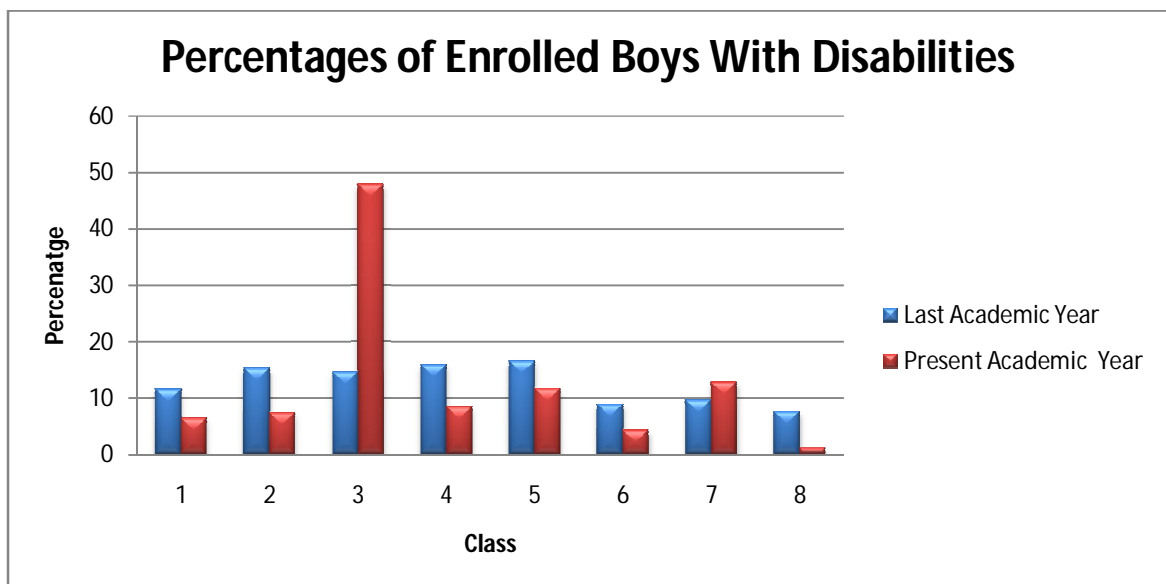
Enrolment of Primary Classes

The below table illustrates that in each class the present enrolment of boys with disabilities were less when compared to last academic year except in third and seventh class. While it is just opposite in case of girls with disabilities, in present academic year there was more no. of girls with disabilities enrolled in all classes when compared to last academic year.

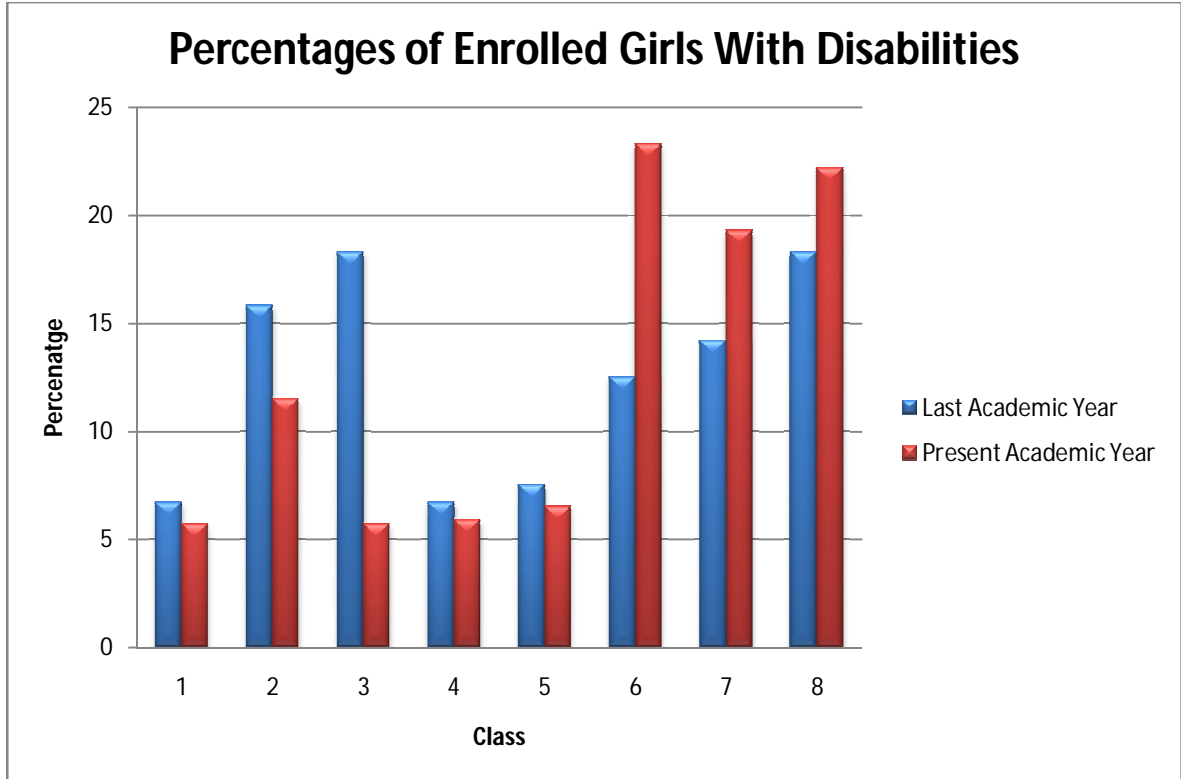
Table 3.7- Enrollment Status of Children with Disabilities

Status of Children with Disabilities (%)						
	Boys		Girls		Total	
Class	Last Academic Year	Present Academic Year	Last Academic Year	Present Academic Year	Last Academic Year	Present Academic Year
1	11.5	6.4	6.7	5.7	9.4	5.7
2	15.3	7.4	15.8	11.5	15.5	11.3
3	14.6	47.9	18.3	5.7	16.2	8.6
4	15.9	8.5	6.7	5.9	11.9	6.1
5	16.6	11.7	7.5	6.5	12.6	6.9
6	8.9	4.3	12.5	23.3	10.5	21.9
7	9.6	12.8	14.2	19.3	11.6	18.9
8	7.6	1.1	18.3	22.2	12.3	20.7
Total	100	100	100	100	100	100

Graph 6- Enrolled Boys With Disabilities



Graph 7- Enrolled Girls With Disabilities

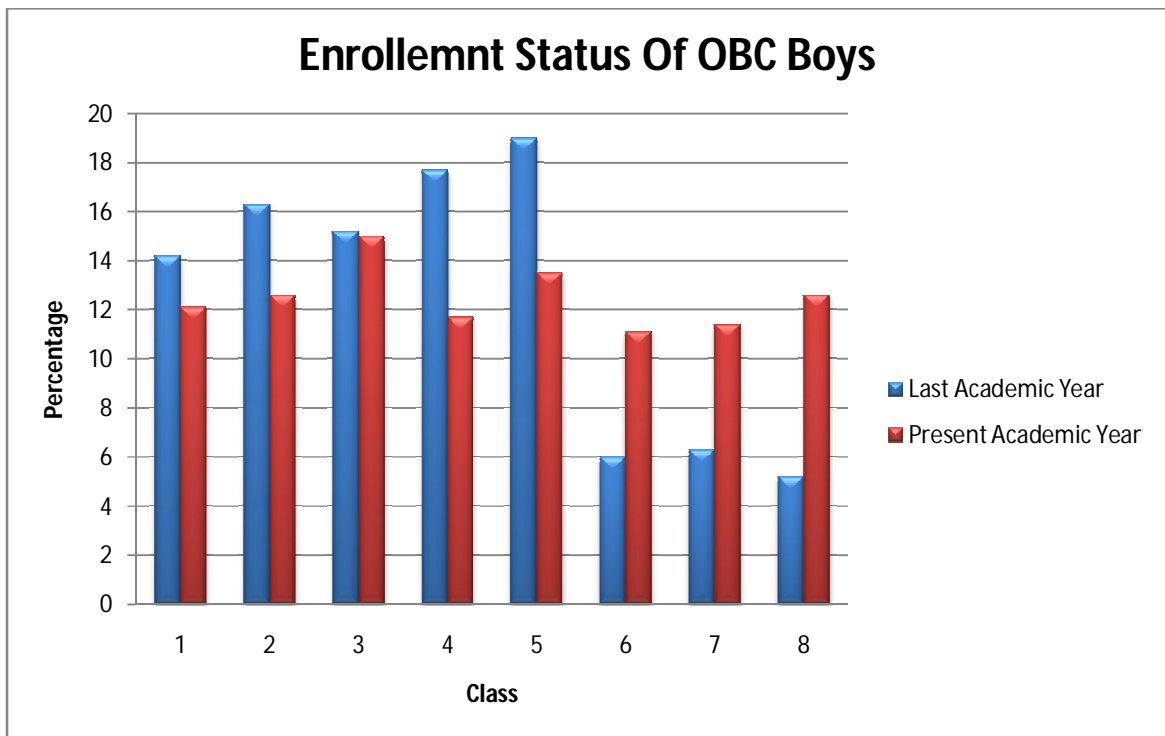


The table 3.8 illustrates the status of enrollment of OBC children from class 1 to 5. The enrollment was reduced in the present year when compared to last academic year. There was an increase in enrollment from Class 6 to 8 in the present year.

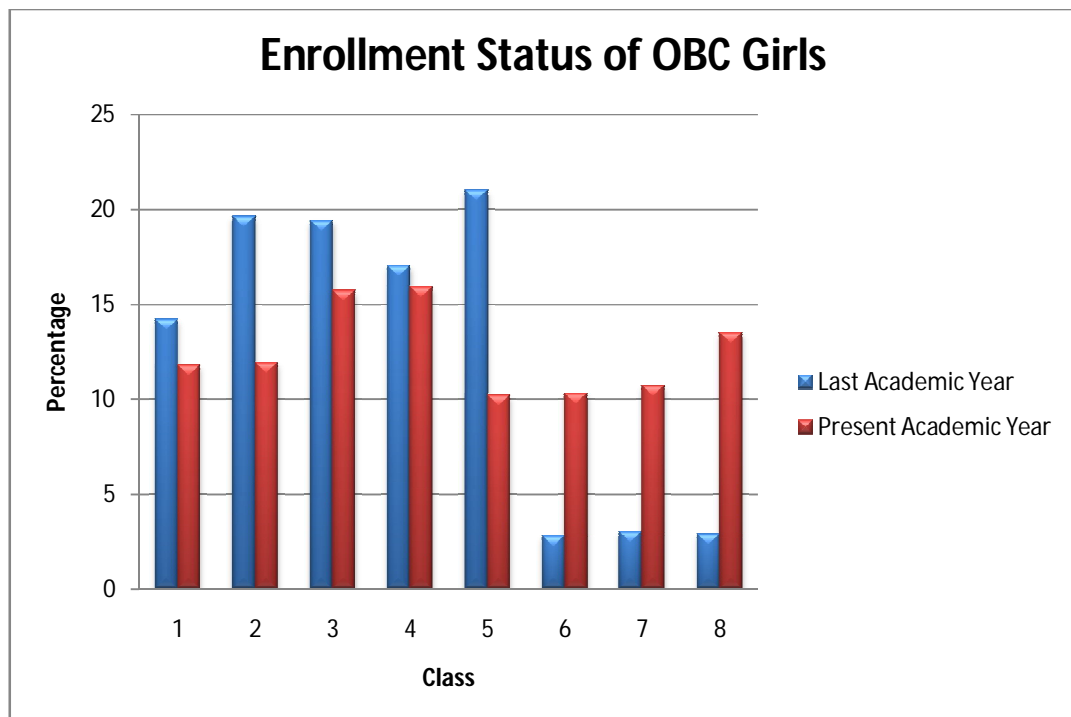
Table 3.8- Enrollment Status of OBC Children

Enrollment Status of OBC Children's (%)						
Class	Boys		Girls		Total	
	Last Academic Year	Present Academic Year	Last Academic Year	Present Academic Year	Last Academic Year	Present Academic Year
1	14.2	12.1	14.2	11.8	14.2	12
2	16.3	12.6	19.6	11.9	18.3	12.1
3	15.2	15	19.4	15.7	17.7	15.4
4	17.7	11.7	17	15.9	17.3	14.2
5	19	13.5	21	10.2	20.2	11.5
6	6	11.1	2.8	10.3	4.1	10.6
7	6.3	11.4	3	10.7	4.3	11
8	5.2	12.6	2.9	13.5	3.9	13.1
Total	100	100	100	100	100	100

Graph 8- Enrollment Status of OBC Boys



Graph 9- Enrollment Status of OBC Girls

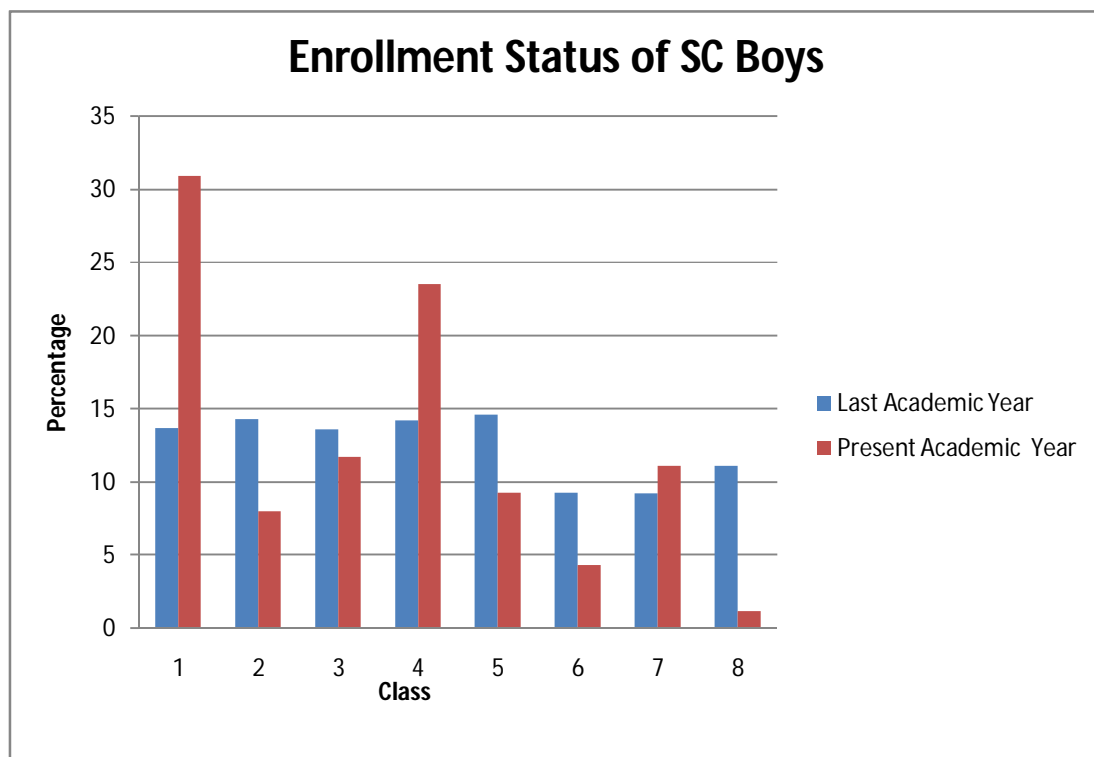


The table 3.9 illustrates the status of enrollment of SC children .the enrollment from class 1 to 8 of SC children were very low this year with comparisons to last academic year

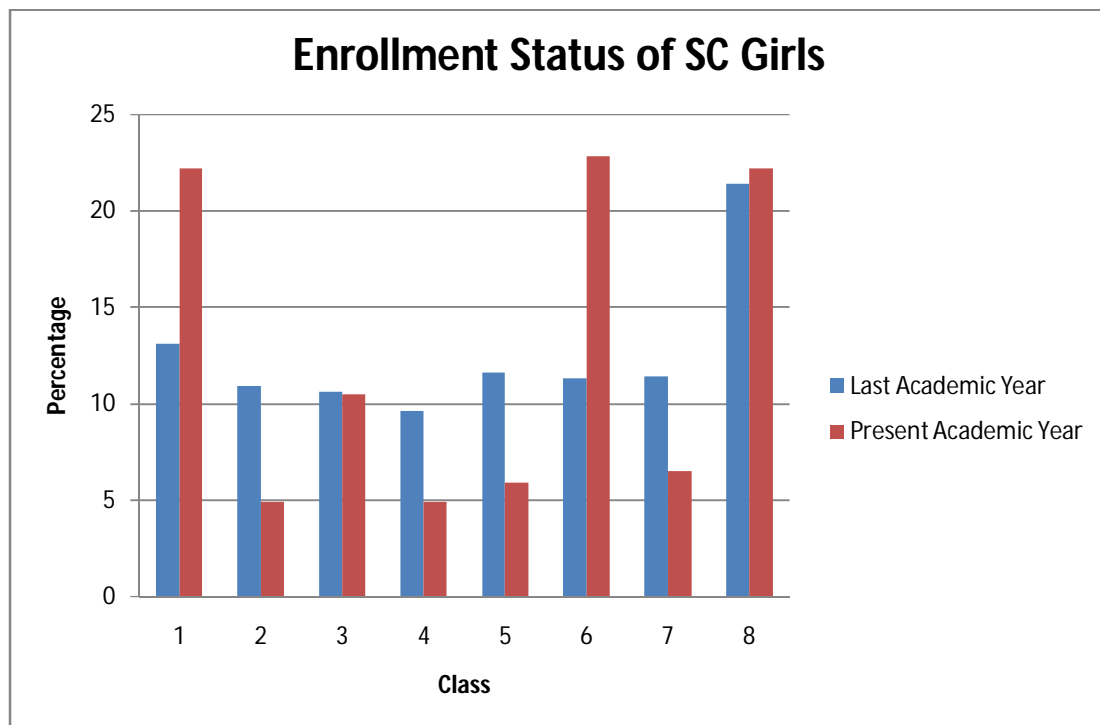
Table 3.9- Enrollment Status of SC Children

Enrollment Status of SC Children's (%)						
	Boys		Girls		Total	
Class	Last Academic Year	Present Academic Year	Last Academic Year	Present Academic Year	Last Academic Year	Present Academic Year
1	13.7	30.9	13.1	22.2	13.3	25.1
2	14.3	8	10.9	4.9	12.4	6
3	13.6	11.7	10.6	10.5	12	10.9
4	14.2	23.5	9.6	4.9	11.7	11.1
5	14.6	9.3	11.6	5.9	12.9	7
6	9.3	4.3	11.3	22.8	10.4	16.7
7	9.2	11.1	11.4	6.5	10.4	8
8	11.1	1.2	21.4	22.2	16.8	15.2
Total	100	100	100	100	100	100

Graph 9- Enrollment Status of SC Boys



Graph 10- Enrollment Status of SC Girls

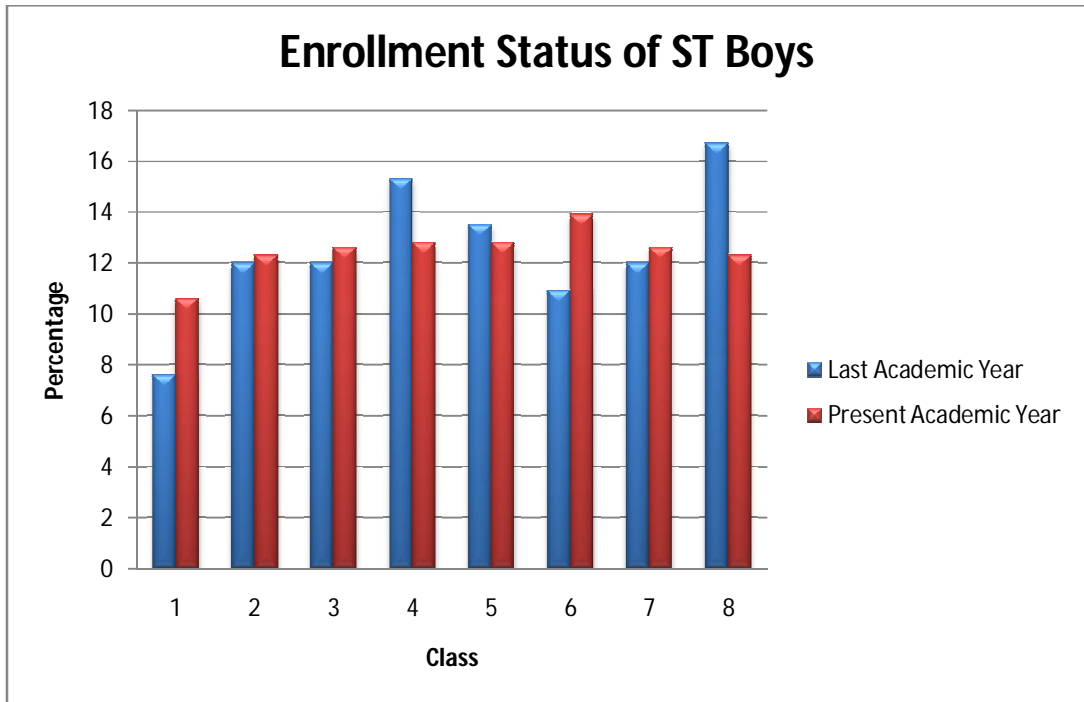


The table 3.10 illustrates the status of enrollment of ST children from surveyed data. As per the table below the enrollment strength of ST children from class 1 to 8 were very high this year when compared to last academic year

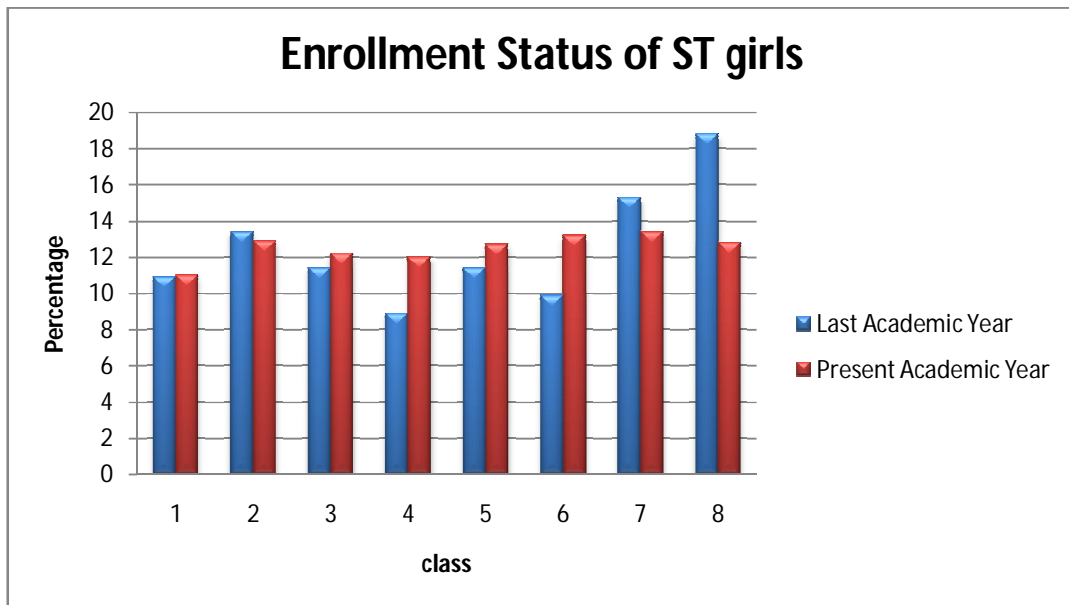
Table 3.10- Enrollment Status of ST Children

ST Children Enrolled in Last Academic Year						
Class	Boys		Girls		Total	
	Last Academic Year	Present Academic Year	Last Academic Year	Present Academic Year	Last Academic Year	Present Academic Year
1	7.6	10.6	10.9	11	9	10.8
2	12	12.3	13.4	12.9	12.6	12.6
3	12	12.6	11.4	12.2	11.7	12.4
4	15.3	12.8	8.9	12	12.6	12.4
5	13.5	12.8	11.4	12.7	12.6	12.8
6	10.9	13.9	9.9	13.2	10.5	13.6
7	12	12.6	15.3	13.4	13.4	13
8	16.7	12.3	18.8	12.8	17.6	12.5
Total	100	100	100	100	100	100

Graph 11- Enrollment Status of ST Boys



Graph 12- Enrollment Status of ST Girls

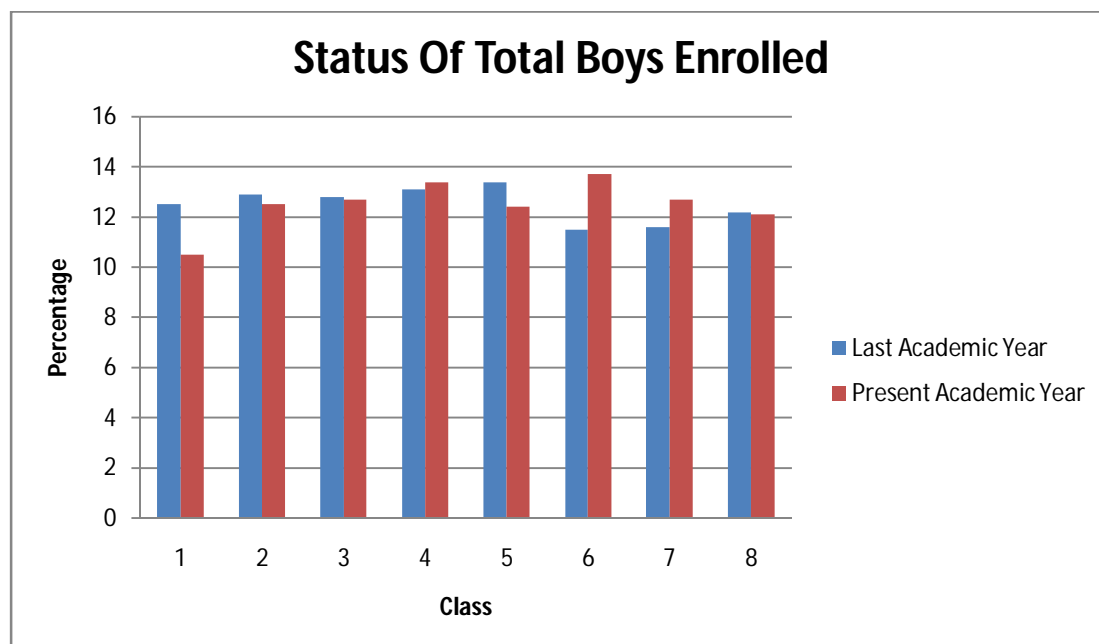


The table 3.11 illustrates below from surveyed data the status of total enrollment in the present year. As per the table the boys enrollment in class 1,2,3,5 and 8 were low in present academic year when compared to last academic year while in class 4, 6 and 7 there was an increase in enrollment. The Girls enrollment in class 6, 7 and 8 was also seen increased where as in other class it is decreased when compared to last academic year.

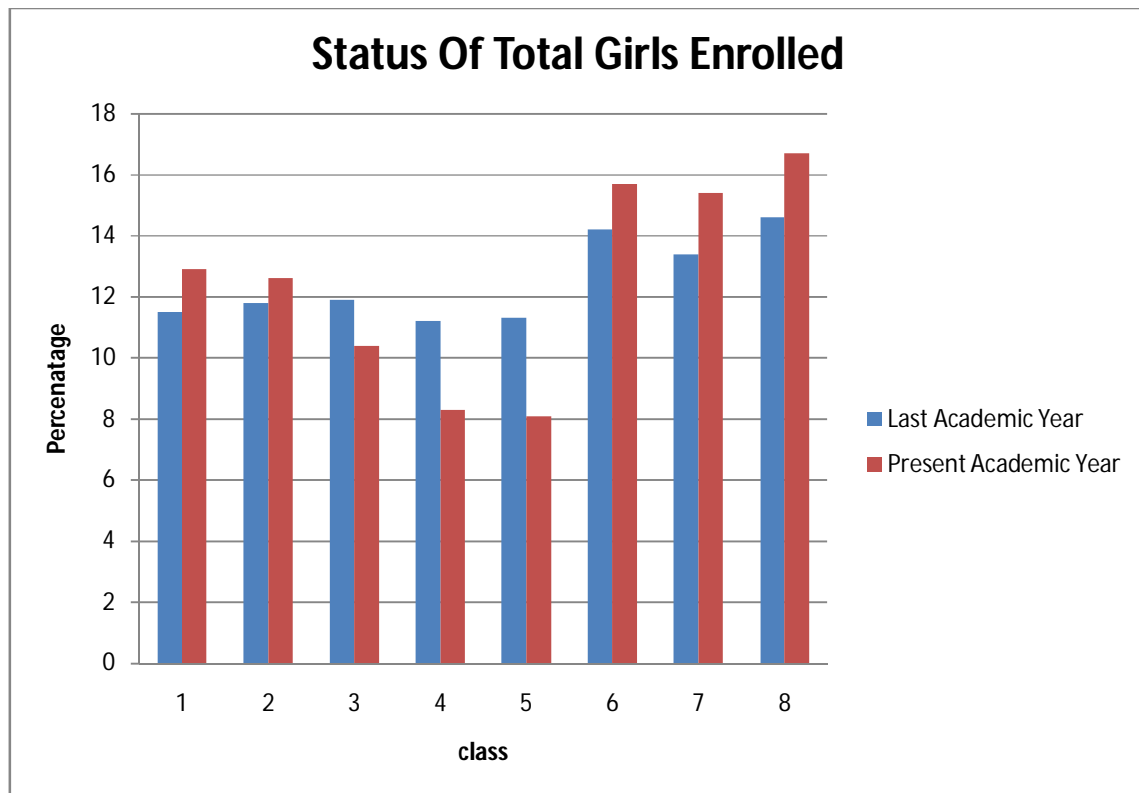
Table 3.11- Status of Total Enrolled Children

Total Enrolled of Children						
Class	Boys		Girls		Total	
	Last Academic Year	Present Academic Year	Last Academic Year	Present Academic Year	Last Academic Year	Present Academic Year
1	12.5	10.5	11.5	12.9	12	11.7
2	12.9	12.5	11.8	12.6	12.4	12.5
3	12.8	12.7	11.9	10.4	12.4	11.6
4	13.1	13.4	11.2	8.3	12.2	10.9
5	13.4	12.4	11.3	8.1	12.3	10.3
6	11.5	13.7	14.2	15.7	12.8	14.7
7	11.6	12.7	13.4	15.4	12.5	14
8	12.2	12.1	14.6	16.7	13.4	14.3
Total	100	100	100	100	100	100

Graph 13- Status Of Total Boys Enrolled



Graph 14- Status Of Total Girls Enrolled



Availability of Facilities in the Schools

The basic amenities required in schools are electricity, toilet, source of drinking water and furniture for children. As per the Survey data collected from the schools **related to basic amenities**, it is clearly indicates that in all schools of surveyed data electricity were available, but when further surveyed on the Toiletry it was found that 42.9% of boys schools in east zone has toilet facility and 83.3% girls school in north east zone had toilet facility . 66.9% coeducational school has toilet facility but there is no much increase in separate toilet for girls.

Table 3.12- Availability of Various Facilities in Schools

Zone	Electricity Available	Toilet Facility Available In Boys Schools	Toilet Facility Available In Girls Schools	Toilet Facility Available In Coeducational Schools	Separate Toilet Facility Available For Girls In Coeducational Schools	Separate Toilet For Staff	Playground
Central	100	75	100	40	80	63.6	63.6
East	100	42.9	100	78.6	85.7	67.9	67.9
New Delhi	100	-	-	33.3	100	100	66.7
North	100	75	100	100	100	91.7	50
North East	100	100	83.3	95	95	85.3	70.6
North West	100	71.4	100	46.7	100	90.6	84.4
South	100	100	100	47.6	100	83.3	80
south West	100	75	100	55.6	100	84.6	88.5
West	100	66.7	100	78.3	100	87.1	83.9
Total	100	73.8	97.6	66.9	96.8	83.1	76.3

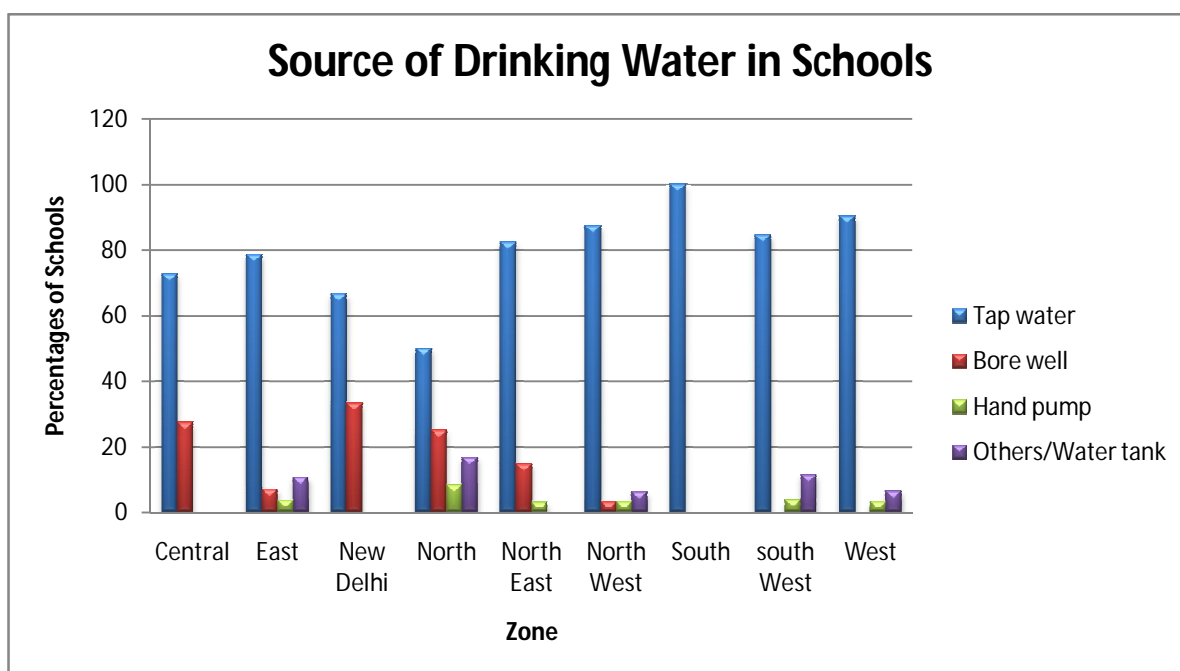
Source of Drinking Water in the Schools

As per the table below it was analyzed that the drinking water was very much available in all the places of surveyed data. The source of water were only different which is detailed in brief .84.1% schools were using tap water as their source 7.2% used bore well, 2.9% used hand pump as source and 25.8 % used water tank / others as their source of waster in schools.

Table 3.13- Source of Drinking Water in Schools

Zone	Tap water	Bore well	Hand pump	Others/Water tank	Total
Central	72.7	27.3	0	0	100
East	78.6	7.1	3.6	10.7	100
New Delhi	66.7	33.3	0	0	100
North	50	25	8.3	16.7	100
North East	82.4	14.7	2.9	0	100
North West	87.5	3.1	3.1	6.3	100
South	100	0	0	0	100
South West	84.6	0	3.8	11.5	100
West	90.3	0	3.2	6.5	100
Total	84.1	7.2	2.9	5.8	100

Graph 15- Source of Drinking Water in Schools



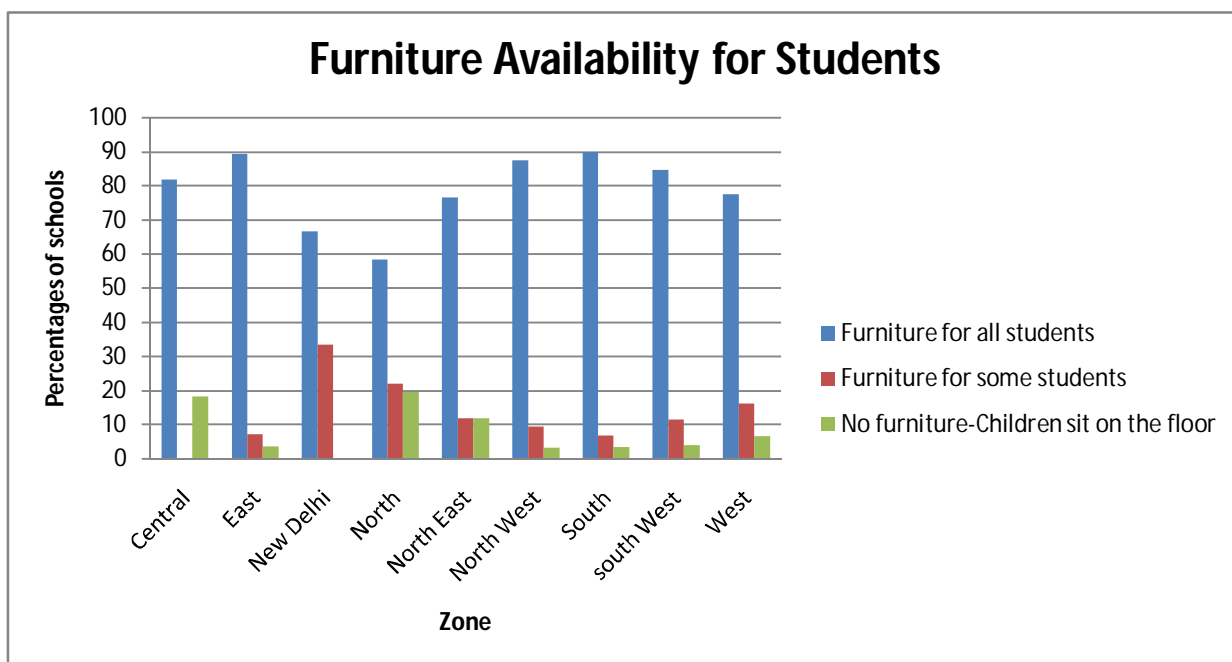
Availability of Furniture's for Students

As per the table below on availability of furniture for students in sampled schools. It clearly indicates that 82.1% of the schools were noticed with furniture's provided for all the students whereas 10.1% schools had furniture for some student. Only 7.7 % schools had no furniture facilities.

Table 3.14- Furniture Availability for Students

Zone	Furniture For All Students	Furniture For Some Students	No Furniture-Children Sit On The Floor	Total
Central	81.8	0	18.2	100
East	89.3	7.1	3.6	100
New Delhi	66.7	33.3	0	100
North	58.3	22.1	19.6	100
North East	76.5	11.8	11.8	100
North West	87.5	9.4	3.1	100
South	90	6.7	3.3	100
South West	84.6	11.5	3.8	100
West	77.4	16.1	6.5	100
Total	82.1	10.1	7.7	100

Graph 16- Furniture Availability for Students



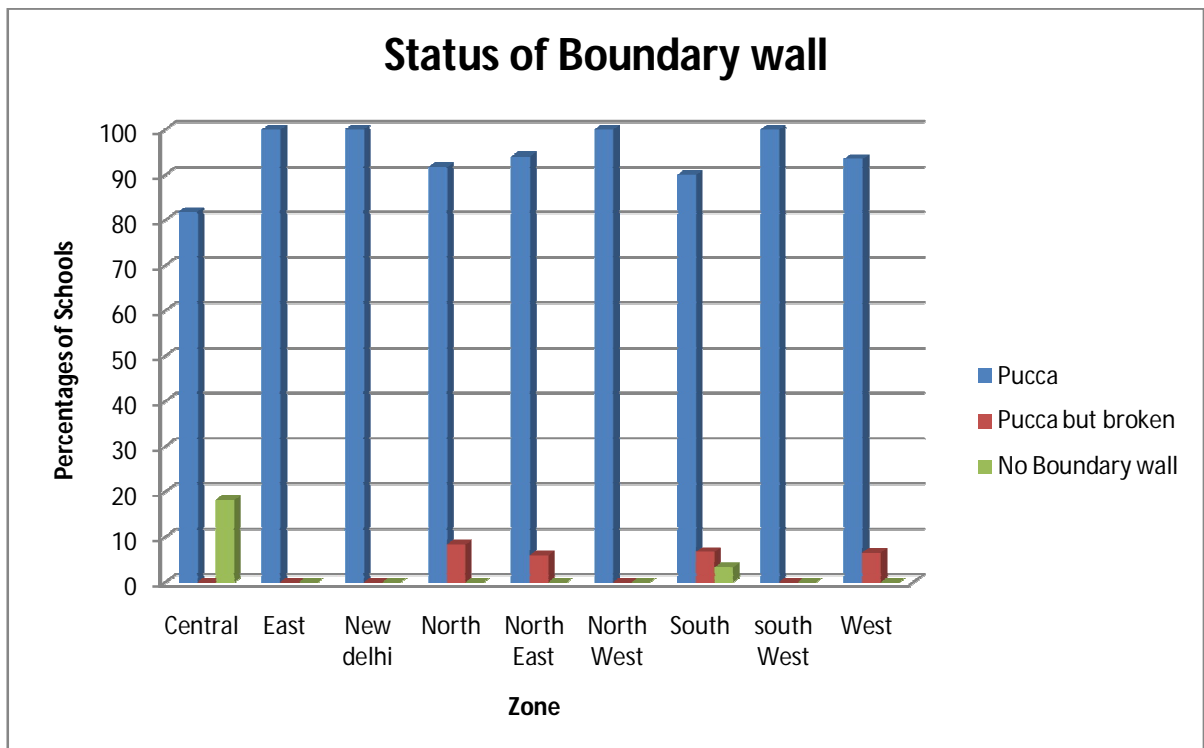
Status of Boundary Walls Facility in Schools

As per the table below we can define the condition of the boundary wall to be good as 95.2% schools have the pucca boundary wall facility. While only 1.4% have no boundary wall. And 3.4% schools had pucca but broken boundary wall.

Table 3.15- Status of Boundary Wall Facility in Schools

Zone	Pucca	Pucca But Broken	No Boundary Wall	Total
Central	81.8	0	18.2	100
East	100	0	0	100
New Delhi	100	0	0	100
North	91.7	8.3	0	100
North East	94.1	5.9	0	100
North West	100	0	0	100
South	90	6.7	3.3	100
South West	100	0	0	100
West	93.5	6.5	0	100
Total	95.2	3.4	1.4	100

Graph 17- Status of Boundary Wall



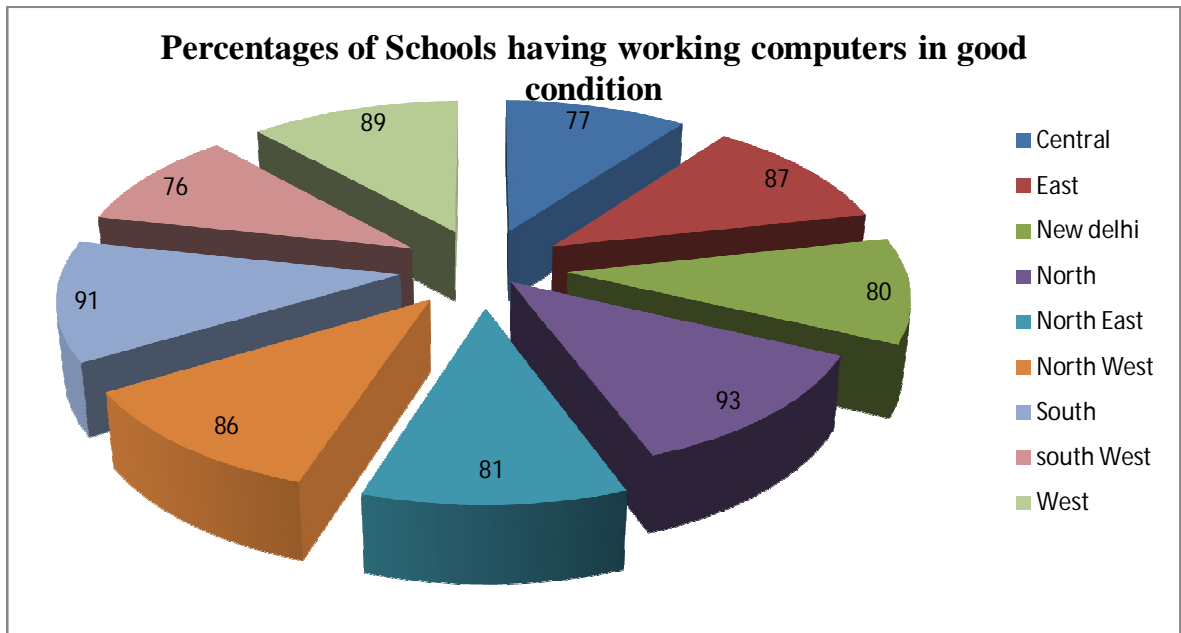
Availability of Computer Facility in Good Working Condition

From the below table we can easily evaluate that maximum no. of Schools were in North Zone with 93% who have good working Computers. Whereas minimum were in south zone with 76% schools.

Table 3.16- Schools Having Working Computers In Different Zones Of Delhi

Zone	Percentages of Schools having working computers in good condition
Central	77
East	87
New Delhi	80
North	93
North East	81
North West	86
South	91
South West	76
West	89
Total	85

Graph 17- Schools Having Working Computers In Different Zone Of Delhi



CHAPTER 4- INVESTIGATOR'S INFORMATION

In addition to DCF forms for getting information on Survey data elements related to school, teacher and children enrollment and retention indicators enumerators also gave feedback based on their observations. This also gave an understanding about how much do the Head teachers or other teachers understand about the use of the DISE data. This is reflected by the up keep of records. Time and effort spend to access the data at the time of need indicates the attitude of HM. The Table below gives responses in percentages given to various questions by the field enumerators. The district based analysis indicates the difference in attitudes of the principal to bring qualitative and quantitative being made at grass root level.

On the whole the experience of Field Investigator was good except at few places where the co-operation received was average.

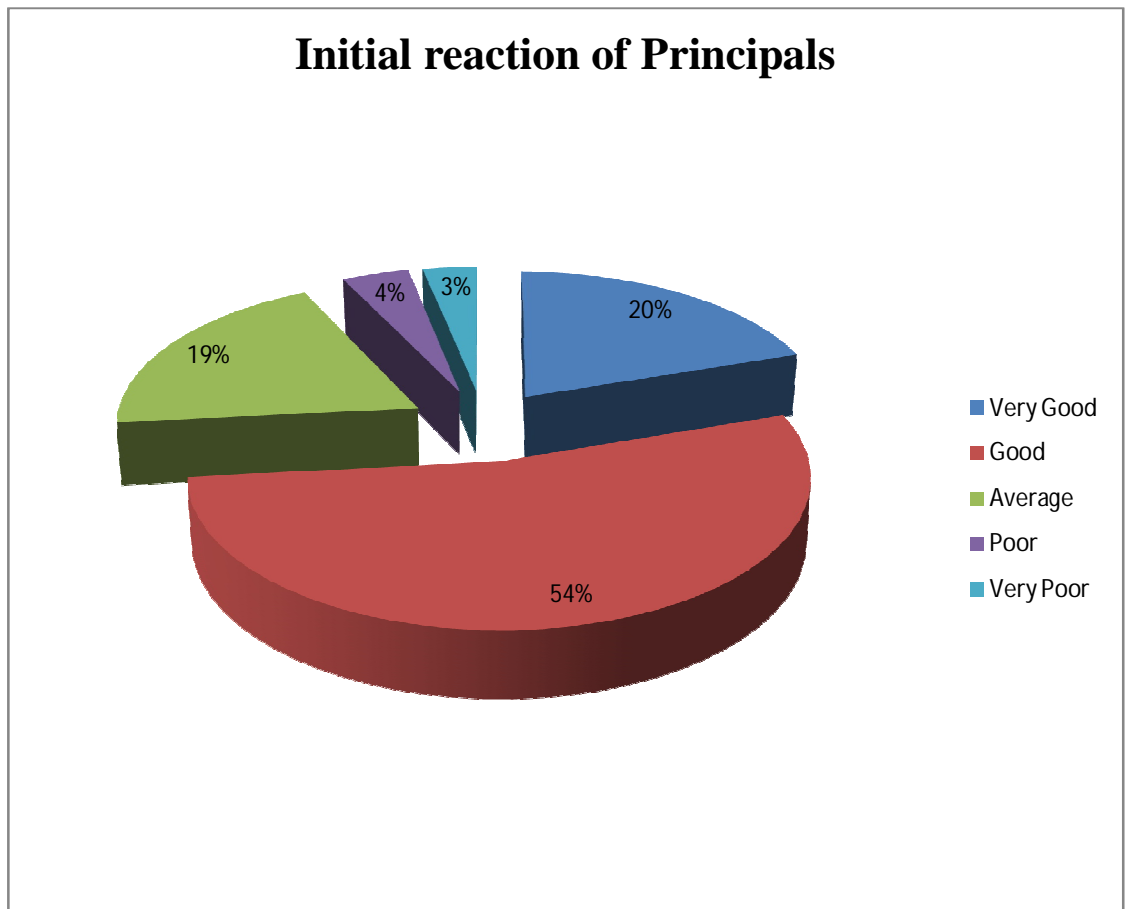
Table 3.17- Initial Reaction of Principals/ Head Teachers In %

Initial reactions	Percentage
Very Good	20
Good	54
Average	19
Poor	4
Very Poor	3
Total	100

The reaction of Principal on different occasions was different while initial meeting. They were very helpful in providing information himself. The chart below indicates their behavior measured on a 5 point scale of Very good, Good, Average, Poor and Very Poor.

As per the graph 54% were good , 20 % extended very good support only 19% extended average support .the rest 4 % were poor .

Graph 18-Initial Reaction of Principals



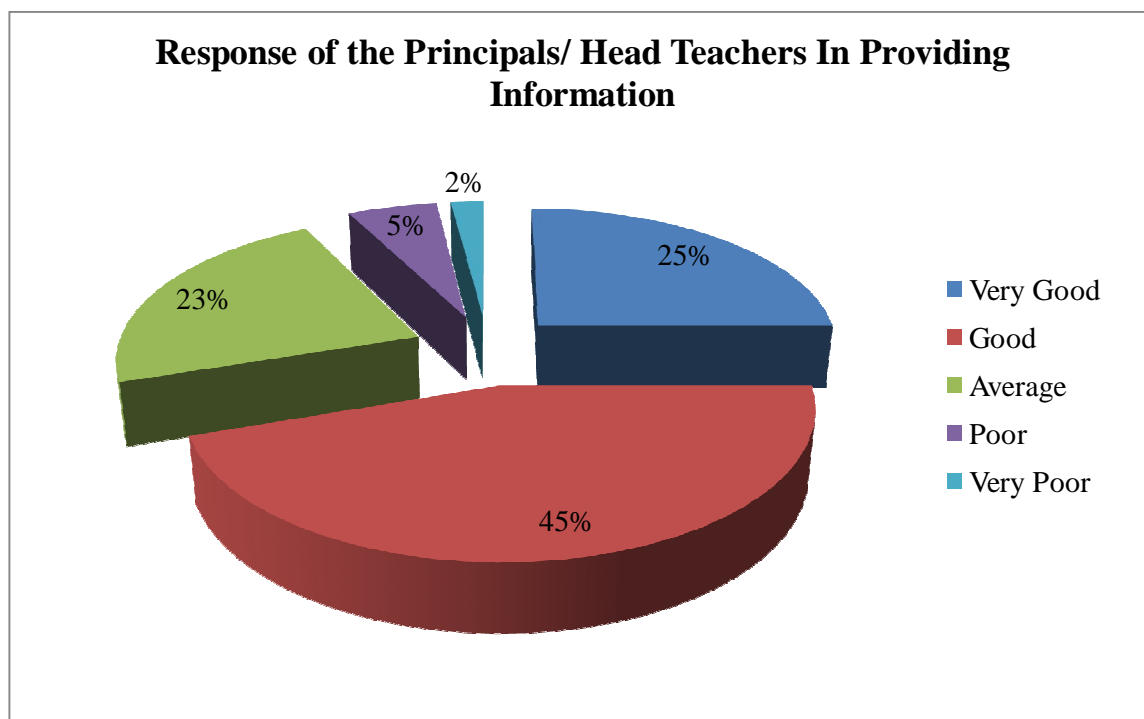
Response of the Principals/ Head Teachers in Providing Information

The investigator had good response from 45% of the head master/ Principals while collecting information, 25% of the head masters/ principals were very good . Only 6% of the Principals have shown the poor response while providing the information.

Table 3.18- Response of the Principals/ Head Teachers in Providing Information

Category of responses	Percentage
Very Good	25
Good	45
Average	23
Poor	6
Very Poor	2
Total	100

Graph 19-Response of the Principals/ Head Teachers In Providing Information



Availability of Records in Schools

There were lots of difficulties faced during collection of the Survey data. The visit was more than once in most of the schools. Our representatives were asked to visit after some days Most of the times by the principals / head masters. As per the investigator 41% of the school principals were rated good and 29% were rated very well by the school principals, whereas 23 % Principals were rated average.

Table 3.19- Response of the Principals/ Head Teachers in Availability of Records

Availability of Records	Percentage
Very Good	29
Good	41
Average	23
Poor	6
Very Poor	2
Total	100

Graph 20-Availability of Records

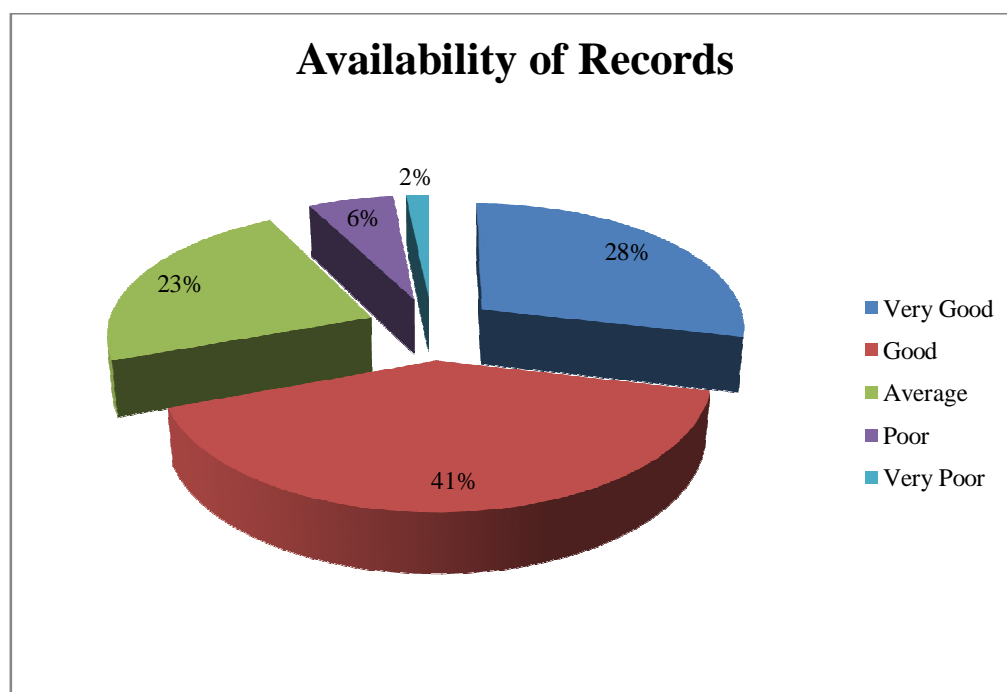


Table 3.20- Attributes Pertaining To the Principal/Head Teacher Towards The Investigation

	Percentage of yes	Percentage of No	Total percentage
Was The Principle /Head Teacher Able To Provide The Information Pertaining To Enrolment And Details Of Pass Percentage Easily	84.95	15.05	100
Was The Principle Able To Give The Enrolment And Other Details From A Single Register	46.12	53.88	100
Do The Teachers In The School Fill-Up The Attendance Register Properly	90.78	9.22	100
Does The Principal Have The Yearend Summery Details Of Children For All Grades	76.7	23.3	100
Was The School Report Card Available In The School	82.52	17.48	100
Are The Attendance Registers Properly Maintained And Kept In The Almirahs	96.6	3.4	100
Do The Teachers In The School Come On Time	97.09	2.91	100
Was The School Having A Photo Copy Of Filled In DISE DCF	85.92	14.08	100
Did The Investigator Face Any Problem In Getting The Required Information From The School	11.17	88.83	100
Does The School Have A Display Board	80.1	19.9	100
Is There A Provision Of Mid-Day Meal In The School	49.51	50.49	100

CHAPTER -5 MAJOR FINDINGS

- The findings also acknowledges that large percentage of schools (36.7%) were managed by education department , while 4.3% by private aided, and 3.4% were managed by Others. 5.8 % indicated as Tribal Welfare. schools coming in others and under tribal welfare is wrongly indicated . it is actually originally Schools of East (3.6%), North east (2.9%), South (10%) managed by Education department, in South west out of 19.2% which were wrong information, 9.6% were originally managed by private unaided and 9.6% were by education department. In west zone half were managed by private unaided and half managed by education department.
- The schools mentioned in other originally managed by education department except of south west zone, originally it was managed by Private unaided.
- 82.1% schools were fully furnished with furniture's only 10.1% schools were incompletely furnishes was the report received but as per our surveyor only 62.1% was fully furnished and rest were incompletely furnished.
- The study also reveals that all schools had the drinking water facility and major source of water was through tap water. Out of 84.1% which is indicated as using the tap water as their main source, 10.9 % schools Tap were not properly maintained and was not working properly.
- The Survey data collected from school related to basic amenities reveals that electricity was available in all schools but when looked for toiletry facilities 66.2% schools only had toiletry facilities.
- 95.2% of schools had pucca boundary walls while 1.4% of school had no boundary wall.
- The study also reveals that the enrollment of boys with disabilities were less during the present academic year in comparison to enrolments of boys during the last academic year , whereas the case was vice versa in the case of girls enrollments .
- 60% schools were Co Educational, while 20% were for Boys and 20 % were for Girls
- During the study it was noticed that the condition of classroom around 3739 numbers and other rooms around 1547 were found good , where as 310 class rooms were identified with requirement of minor repairs in it.

CHAPTER -6 SUGGESTIONS AND RECOMMENDATIONS

Below are the list of suggestions and recommendations made on the basis of the study:

- There needs to be equal distribution of schools of different categories to avail the education for all level of students.
- Though the percentage of schools with proper infrastructure is more, there are still more schools which really needs to be identified and furnished with basic facilities such as toilet and furniture etc.
- The study finding reveals that due to mushrooming of private schools, the quality Survey data is essential in order to plan the educational system in the state. Therefore availability of DISE data should be made compulsory for schools under all managements.
- There are certain static fields which need not be changed every time so steps to keep it unchanged and some fields such as school codes, name of the school, address, year of establishment etc. from the e the first page of the forms can be personalized for each school and made available to them.
- Clarification on the term `Repeater` needs to be given. The child with short attendance or low score will be treated as Repeater.
- The major areas of concern are data related to the enrolment of students. Therefore it is suggested that there should be proper mechanism to coordination between Administration section of the schools and teacher/Principal so that every new admission, transfer gets reflected timely in DISE data.

Annexure A- List of Schools Covered under Sample

Sr_No.	District	School Name	School Address
1	Central	Govt. Boys. Sec. School	Bela Road,Darya Ganj(Behind Kasturba Gandhi Hospital)New Delhi-
2	Central	Atma Ram Sanatan Dharm Sr. Sec. School	Kundewalan,Ajmeri Gate,Delhi-110006
3	Central	Ramjas Girls Sr. Sec.School	Darya Ganj
4	Central	Rabea Girls Public School	Gali Qasimjan, Ballimaran Delhi-110006
5	Central	MCD Primary School (Boys)	Rouse Avenue NEW DLEHI-110002
6	Central	MCD Primary School (Boys)	Gali Babbu Khan Delhi-110006
7	Central	MCD Primary School	Bazar Sita Ram,2150,Gali Sudama,Delhi-110006
8	Central	Sarvodaya Bal Vidyalaya(Asharfi Devi)	Plot No.6, Jhandewalan,New Delhi
9	Central	DTEA Sr. Sec. School	Pusa Road,New Delhi-110005
10	Central	Bal Bharti Public School	Ganga Ram Hospital Marg,New Delhi-110060
11	Central	MCD Primary School	Joshi Road,Karol Bagh New Delhi-110005
12	Central	MCD Primary School (Boys)	Anand Puri Bapa Nagar Karol Bagh New Delhi-110005
13	Central	Arya Vedic Pathshala (Girls)	8392,arya Nagar,Paharganj New Delhi-55
14	East	Sarvodaya Bal Vidyalaya No. 1	Bhola Nath Nagar Delhi - 110032
15	East	Govt. Boys Sr. Sec.School	Vishwas Nagar, Delhi -110032
16	East	St. Josephs Academy	Savita Vihar, Delhi -110095
17	East	Kendriya Vidyalaya	Vigyan Vihar, Near Vivek Vihar Police Station,Delhi-110092
18	East	MCD Primary School	Kasturba Nagar, Delhi - 110032
19	East	Baptist Mission Pry. School	Shahdara Delhi - 110032
20	East	St. Vivekanand Modern School	6/5C, Street No 4, Vishwas Nagar, Shahdara Delhi-32
21	East	Sarvodaya kanya Vidyalaya (Mother Teresa)	Kalyanpuri, Delhi -110091
22	East	Sarvodaya kanya Vidyalaya	New Ashok Nagar, Delhi -110096
23	East	Sarvodaya Vidyalaya	Khichri Pur, J.J Colony, Delhi -91
24	East	Adarsh Vidya Bhawan	I.P. Extn. Patparganj, Delhi- 92
25	East	Anand Public School	F-220, Pandav Nagar,Delhi -91
26	East	Kala Niketan International School	Main Road No.56, DDA Residential Complex,Gazipur X-ing Delhi-96
27	East	MCD Primary School	Kotla Village, Delhi-91

28	East	MCD Primary School(Boys)	Kalyanpuri,Block-7, Delhi- 110091
29	East	MCD Primary School(Boys)	Kalyanpuri,Block-19, Delhi- 110091
30	East	MCD Primary School(Girls)	Ganesh Nagar, Delhi- 110092
31	East	MCD Primary School(Girls)	Gazipur Vill,Delhi - 110092
32	East	R.S. Public School	Village Gharoli, Delhi -96
33	East	City Shine Public School	A-287, New Ashok Nagar, Delhi -96
34	East	Mamta Public School	Vasundhara Enclave, Delhi -110096
35	East	Govt. Girls Sr. Sec. School	Kailash Nagar, Delhi -31
36	East	SLS D.A.V. Public School	Mausam Vihar, Delhi -92
37	East	Nutan Vidya Mandir	Raghuber Pura No.2, Gali No. 9, Gandhi Nagar, Delhi -110031
38	East	MCD Primary School (Boys)	Geeta Colony, Block -13
39	East	MCD Primary School (Boys)	Kailash Nagar, Gali No-12
40	East	MCD Primary School (Girls)	Brij Puri
41	East	Gopi Shishu Mandir	G71\2, Jagatpuri Delhi -51
42	East	Ropa Public School	South Anarkali, Delhi -51
43	East	Nutan Vidya Mandir	Raghuber Pura No.2, Gali No. 9, Gandhi Nagar, Delhi 31
44	New delhi	DTEA Sr. Sec. School	Mandir Marg,New Delhi-110001
45	New delhi	Sanskriti School	Dr.S RadhaKrishnan Marg,Chanakyapuri New Delhi-110021
46	New delhi	NP Co-ed Middle School	Sangli Mess Near Mandi House Delhi-110001
47	New delhi	NP Co-ed Primary School	Moti Nagar New Delhi-110021
48	New delhi	Navyug Primary School	Mandir Marg,New Delhi-110001
49	North	Sarvodaya Kanya Vidyalaya(Amar Shaheed Matadeen Lodha)	Sabzi Mandi, Kedar Building, Delhi -110007
50	North	Bhartiya Vidyalaya	SINDHORA KALAN, DELHI - 52
51	North	Lilawati Vidya Mandir Sr. Sec. School	Near Rly. Under Bridge Shakti Nagar, Delhi
52	North	MCD Primary School (Girls)	Ibrahim Pir, Delhi-36
53	North	MCD Primary School	Malka Ganj Delhi - 7
54	North	MCD Primary School (Boys)	Wazirabad Village
55	North	Northend Public School	Conductor Colony, Burari Delhi
56	North	Sarvodaya Kanya Vidyalaya	Gulabi Bagh, Delhi-07
57	North	D.C.M. Boys Sr. Sec. School	Kishan Ganj Delhi-6
58	North	S G T B Sr. Sec. School	Grudwara Shish Ganj Sahib, Chandni Chowk, Delhi - 110006
59	North	MCD Primary School (Boys)	Basti Sarai Delhi -35
60	North	MCD Primary School (New)	Idgah Road New Delhi - 55
61	North	MCD Primary School (Girls)	Nai Basti Kishan ganj, Delhi - 07
62	North	MCD Primary School	More Sarai(1744, Bhairath Place, Chandni Chowk), Delhi-06

63	North East	Sarvodaya Kanya Vidyalaya	Gokulpuri, Delhi -110094
64	North East	Govt. Girls Sr. Sec. School	East Gokul Pur, Delhi
65	North East	Gian Jyoti Public School	F-7,40 Foota Road, Ganga Vihar, Delhi-110094
66	North East	Dev Public School	Gali No. 4, East Rohtas Nagar, Shahdara, Delhi-110032
67	North East	Bhartiya Vidya Public School	A-Block Islope Sonia Vihar Delhi - 110094
68	North East	Divya Public School	Sadatpur Extension Delhi - 110094
69	North East	New Convent Model Secondary School	Tukhmirpur, Delhi
70	North East	D.S.K. Public School	25FT Road Phase-05, Shiv Vihar, Delhi
71	North East	MCD Primary School(Girls)	New GokulPuri
72	North East	MCD Primary School(Girls)	Bhajanpura D Block
73	North East	Nigam Pratibha Vidhyalaya(Boys)	Shiv Vihar Harijan Basti, Near Kali Mandir, Karawal Nagar Delhi-110094
74	North East	Nav Disha Public School	Nehru Vihar, Dayalpur, Delhi - 94
75	North East	Navodiya Bal Vidya Mandir	C-44/2, Sudama Puri, Gamri Vistar, Delhi-53
76	North East	Vishwa Bharti Public School	B-95, Street No-6, Bhajanpura, Delhi-53
77	North East	Majeedia Model School	C-41/5, Jama Masjid Marg, North Ghoda, Delhi - 53
78	North East	Salutory Public School	D1/144, Nehru Vihar, Delhi - 110094
79	North East	Sarvodaya Bal Vidyalaya No. 1	New Seelampur
80	North East	Govt. Girls Sr. Sec. School	Braham Puri, Gautampuri Gali No-7, Delhi
81	North East	Dr. Zakir Hussain Memo. Sr. Sec. School	Jafrabad, Main Road
82	North East	Guru Harikrishan Public School	West jyoti Nagar(Loni Road) Shahdra, Delhi - 110094
83	North East	Seth Bhagwan Das Sr. Sec.School	A-30/14-B Main Road, Majpur
84	North East	Nigam Pratibha Vidhyalaya(Boys)	Babarpur, Shahdara
85	North East	MCD Primary School (Girls)	Seelampur D- Block
86	North East	MCD Primary School (Gen.)	Rahtash Nagar (Behind Gurudwara)
87	North East	Walia Public School	C-115, New Usmanpur, Delhi - 53
88	North East	Indian Public School	1/1124-A, West Subhash Park, Gali No-14, Naveen Shahdara, Delhi-32
89	North East	Sarvodaya Bal Vidyalaya	E-Block, Nand Nagri
90	North East	Sarvodaya Kanya Vidyalaya	Block-E, Nand Nagri
91	North East	Greenfields Public School	GTB Enclave, Dilshad Garden, Delhi-110093
92	North East	Krishna Bodh Shiksha Sadan	219, Bank Colony, Mandoli, Delhi-93
93	North East	Priya Adarsh Public School	Saboli, Delhi-93

94	North East	MCD Primary School (Boys)	Tahirpur Village
95	North East	MCD Primary School (Girls)	Mandoli Ext.
96	North East	MCD Primary School (Hindi) (Girls)	Old Seemapuri
97	North East	MCD Primary School (Boys)	Ram Nagar Loni Road
98	North East	National Flower Public School	Gali No.13, Harijan Basti Mandoli, Delhi-93
99	North East	Lucky Public School	C-48, Harsh Vihar, Delhi -93
100	North West A	Govt Boys Sr. Sec. Schol	Dhaka, Delhi - 110009
101	North West A	Rajkiya Pratibha Vikas Vidhyalaya	Block-BT,Shalimar Bagh, Delhi- 110088
102	North West A	Govt. Girls Sr. Sec. School	Qadipur, P.O. Alipur, Delhi - 110036
103	North West A	North Delhi Public School	BP Block,shalimar bagh, Delhi- 88
104	North West A	Darshan Academy	Kripal Bagh, Bhama Shah Road, Sant Kripal Singh Marg. Delhi-09
105	North West A	MCD Primary School (Girls)	Jahangir Puri- C Block, Delhi-110033
106	North West A	MCD Primary School (Boys)	Jahangir Puri- D Block, Delhi-110033
107	North West A	MCD Primary School (Girls)	Jahangir Puri- H Block, Delhi-110033
108	North West A	MCD Primary School (Girls)	B-Block, Gujrawalan Town-Part I, Delhi-110009
109	North West A	MCD Primary School	New Police Lines, Delhi-110007
110	North West A	MCD Primary School	Sahipur Vill., Delhi-110088
111	North West A	MCD Primary School	Hamid Pur, Delhi-110036
112	North West A	Govt. Boys Sr. Sec.School	Pooth Khurd, Delhi-39
113	North West A	Govt. Girls Sr. Sec. School	Samaipur, Delhi-110042
114	North West A	Govt. Boys Sr. Sec.School	Siraspur, Delhi-110042
115	North West A	White Leaf Public School	Main Narela Road, Bawana Delhi-110039
116	North West A	Sky Hawk International School	Auchandi Border Delhi-110039
117	North West A	MCD Primary School (Boys)	Samey Pur, Delhi-110042
118	North West A	MCD Primary School	Ishwar Colony Bawana Delhi-110039
119	North West A	MCD Primary School (Girls)	Khera Kalan, Delhi-110082
120	North West A	MCD Primay School (Boys)	Narela Colony, Delhi-110040
121	North West A	MCD Primay School (Girls)	Holambi Kalan Phase-2 Block A, METRO VIHAR, Delhi-110082
122	North West A	Arya Veer Model School	A-38 Badli Extn Delhi-42
123	North West A	RAMA DEVI PUBLIC SCHOOL	Kh. No. 134, Dariya Pur Road, Ghoga, Delhi-39
124	North West B	Sarvodaya Kanya Vidyalaya	Keshav Puram, A-BLOCK, Delhi-110035
125	North West B	Govt Girls Sr. Sec. School No 1	Shakurpur, Delhi-110034
126	North West B	Nav Bharti Public School	Deepali Pitampura Delhi-110034
127	North West B	Sachdeva Public School	FP Block Maurya Enclave Pitampura Delhi-110088
128	North West B	Nigam Pratibha Vidyalaya	Jai Mata Market Tri Nagar, Delhi-

			110035
129	North West B	MCD Primary School (Girls)	Shakur pur G Block, Delhi-110034
130	North West B	MCD Primary School (Boys)	JJ Wazipur (New), Delhi-110052
131	North West B	Kapila Public School	2 Sandesh Vihar Delhi-34
132	North West B	Govt, Boys Sec. School	Block-Y, Mangolpuri, Delhi-110083
133	North West B	Govt, Girls Sec. School	Block-D, Sultanpuri, Delhi-110086
134	North West B	C.P.M. Public School	D1/40 Hari Enclave SultanPuri New Delhi-110041
135	North West B	R.R. Gita Bal Bharti Public School	Jalebi Chowk Sultan Puri, Delhi-110086
136	North West B	MCD Primary School (Boys)	Kirari
137	North West B	MCD Primary School (Girls)	Sultan puri G Block, Delhi-110086
138	North West B	MCD Primary School (Boys)	Mangolpuri, Y2 Block, Delhi-110083
139	North West B	MCD Primary School	Mangolpuri, Block-U, Delhi-110083
140	North West B	Shree Keshav Vidya Mandir	B-202, Karan Vihar Part III, Mangal Bazar, 30 Ft Road, Nangloi, Delhi-41
141	North West B	Govt, Boys Sr. Sec. School	Vill & P.O. Rithala, Delhi-110085
142	North West B	Sarvodaya Vidyalaya	Jaunti, Delhi-81
143	North West B	N.K. Bagrodia Public School	Ahinsa Marg, Sector-9 Rohini, Delhi-110085
144	North West B	St. Margaret Sr. Sec. School	D-Block Prashant Vihar(Rohini) Delhi-110085
145	North West B	Abhinav Public Sr. Sec. Public School	Sector-3 Rohini Delhi-110085
146	North West B	North - Ex Public School	Pocket-G/27, Sector-03,Rohini Delhi-85
147	North West B	MCD Primary School	Sec-8, Rohini Delhi-110085
148	North West B	MCD Primary School (Boys)	Avantika Sec-2 Rohini Delhi-85
149	North West B	MCD Primary School (Girls)	Ladpur Delhi-81
150	North West B	MCD Primary School (Girls)	Sawda Ghewra, I-Block, Delhi - 110081
151	South	Govt. Boys Sec.School No.1	Sect-V, Dr. Ambedkar Nagar, New Delhi
152	South	Govt. Girls Sr.Sec.School	Chattarpur, New Delhi-74
153	South	Govt. Girls Sec. School	MMTC/STC Colony
154	South	Sahodaya Sr. Secondary School	C-1,SDA,6, Safdarjang Enclave New Delhi
155	South	Anand Vidya Bharti Edn. Society School	F-2/476 Sangam Vihar New Delhi-62
156	South	MCD Primary School (Urdu)	Hauz Rani, New Delhi
157	South	MCD Primary School	New Mangla Puri, New Delhi
158	South	MCD Primary School	Dera Village New Delhi-74
159	South	MCD Primary School No.3 (Girls)	Deoli, New Delhi-110062
160	South	MCD Primary School No.2 (Boys)	Sector-5, Dr. Ambedkar Nagar,New Delhi-110062
161	South	Yog Maya Mandir Primary School	Mehrauli, New Delhi-30

162	South	Malik Vidhaya Bhawan	D-349, Krishna Park, Devli Road New Delhi-62
163	South	Swarn Public School	171A, Main Khirki Road, Malviya Nagar Delhi-17
164	South	Sarvodaya Vidyalaya	Lodhi Colony, Ali Ganj New Delhi
165	South	Govt Co-ed Sec. School	Block-10, Nehru Nagar New Delhi-65
166	South	The Waulden School	A-Block Niti Bagh New Delhi-110049
167	South	Nigam Pratibha Vidyalaya	C-Block Defence Colony New Delhi
168	South	Govt. Boys Sr. Sec. School No.2	Kalkaji New Delhi-19
169	South	Govt. Girls Sec. School	DDA Flat, Phase-II, Kalka Ji New Delhi-19
170	South	Govt. Girls Sr. Sec. School No.3	Badarpur New Delhi-44
171	South	Air Force Bal Niketan School	Tuglakabad Extn. Vayusena Bad, New Delhi
172	South	New Green Fields School	Alakananda New Delhi-19
173	South	DAV Public School	Sarita Vihar Cgauan Marg Opp Pkt-E
174	South	MCD Primary School	South Extn. Part II New Delhi
175	South	MCD Primary School (Urdu)(Girls)	Noor Nagar, New Delhi
176	South	MCD Primary School (Girls)	Janta grah, Kalkaji, New Delhi-110019
177	South	MCD Primary School No.2 (Boys)	Tuglakabad Extn.
178	South	Nigam Pratibha Vidyalaya(Girls)	Molarband, New Delhi-44
179	South	MCD Primary School	Madanpur Khadar J.J Phase-III, New Delhi-76
180	South	MCD Primary School	Green Park New Delhi
181	South	Modern Public School	GD-6 Pul Prahladpur New Delhi-44
182	South	Rama Devi Modern Public School	Kh. No 187-188, Main Sindhu Fram, Mithapur Extn. New Delhi-44
183	South	New DC Public School	Madanpur Khadar Extn. New Delhi-44
184	South	Tagore Shiksha Niketan	D-91, Meethapur Extn., Badarpur, New Delhi -44
185	South West A	Govt. Girls Sr. Sec. School No.3	Sarojini Nagar New Delhi-23
186	South West A	Kerala Edn. Society Sr. Sec. School	SECTOR-8, R.K. PURAM, NEW DELHI
187	South West A	Kendriya Vidyalaya	Sec-4 R.k. Puram New Delhi
188	South West A	MCD Primary School	Ber Sarai, ND-16
189	South West A	Govt. Boys Sec. School	K-Block Santosh Park, Uttam Nagar
190	South West A	Dashmesh Public School	WZ-572E Club Road Naraina New Delhi-110028
191	South West A	Army Public School	Sadar Bazar Road Delhi Cantt-110010
192	South West A	Army Public School	Shankar Vihar Mahipalpur, New Delhi-110010
193	South West A	Nigam Pratibha Vidhyalaya (Girls)	Rajokari New Delhi
194	South West A	MCD Primary School (Boys)	Dashghara

195	South West A	The Sri Ram School	D-3 Gali Vasant Vihar Delhi-57
196	South West B	Sarvodaya Kanya Vidhyalaya	V & P.O.-CHHAWLA
197	South West B	Govt. Boys. Sr.Sec.School	Pappan Kalan, Sec-I,Pkt. VII,Dabri Extn.New Delhi-75
198	South West B	Deep Model School	RZ-260/286 West Sagar Pur Geetanjali Park,Street No-4 New Delhi-110045
199	South West B	Indraprastha International School	Sector-10,Dwarka New Delhi
200	South West B	J.B.M. Public School	Nashir Pur RZ-666/1 Sardh Nagar-II, New Delhi-45
201	South West B	MR Vivekanand Model School	Sec-13 Dwarka New Delhi-75
202	South West B	MCD Primary School (Girls)	Mahavir Enclave-I
203	South West B	MCD Primary School (Girls)	Palam Vill.
204	South West B	MCD Primary School	Nanakheri
205	South West B	Sister Nivedita Convent School	E-7,Mahavir Enclave,Palam Dabri Road, New Delhi-45
206	South West B	Sant Public school	C.D-127,Mahavir Encl. New Delhi-45
207	South West B	Happy Child Public School	B-12 Chander Vihar Palam Extn. Sec-7 Dwarka New Delhi-45
208	South West B	Govt. Co-ed.Sr. Sec.School	Vill & P.O. Rawta New Delhi-73
209	South West B	Sarvodaya Kanya Vidhyalaya	Dharampura,Najafgarh, New Delhi
210	South West B	Colonel Child Bloom School	CRPF-Jharoda Road,Najafgarh,New Delhi-72
211	South West B	Bholi Ram Public School	E57-68,Indira Park, Najafgarh, New Delhi-43
212	South West B	Mount St. Garjiya School	Near Sai Baba Mandir,Najafgarh,New Delhi
213	South West B	Jawahar Navodaya Vidyalaya	Jaffarpur Kalan New Delhi-73
214	South West B	MCD Primary School (Girls)	Old Roshan Pura New Delhi-43
215	South West B	MCD Primary School (Boys)	Kair
216	South West B	MCD Primary School	Sarangpur
217	South West B	V.P.M.Arya Public School	New Roshan Pura Extn Paprawat Road Najafgarh New Delhi-43
218	West A	Sarvodaya Kanya Vidyalaya No.1	Chand Nagar, Delhi-18
219	West A	Guru Gobind Singh Public School	11-12 Block Tilak Nagar New Delhi- 110018
220	West A	MCD Primary School	Guru Nanak Pura New Delhi
221	West A	Nigam Pratibha Vidhyalaya(Girls)	Khyala New
222	West A	S.N. Public School	RZ-54,Ravi Nagar Extn New Delhi-18
223	West A	Sarvodaya Kanya Vidyalaya No.2	Punjabi Bagh New Delhi-26
224	West A	Shri Sanatan Dharam Saraswati Bal Mandir	Road No-70 West Punjabi Bagh New Delhi-110026
225	West A	Nigam Pratibha Vidhyalaya	Between F&C Block near Bindra Park Rajouri Garden New Delhi-27

226	West A	MCD Primary School	Punjabi Bagh Vistar Road No-33
227	West A	Sarvodaya Kanya Vidyalaya	Shadi Khampur
228	West A	S.D. Public School	Moti Nagar New Delhi-110015
229	West A	MCD Primary School (Boys)	Sudarshan Park
230	West A	MCD Primary School (Boys)	22 Block West Patel Nagar
231	West B	Sarvodaya Vidyalaya	V & P.O. Hiran Kunda
232	West B	Govt.Co-ed. Sr. Sec. School	Baprola,New Delhi-110043
233	West B	Karturi Model School	F-71,Adhyapak Nagar Nangloi,New Delhi-110041
234	West B	Jhabban Lal DAV Public School	J-Block R.B. Enclave Paschim Vihar,New Delhi-110063
235	West B	St.Mark's Ss School	Meera Bagh Paschim Vihar
236	West B	M.R. Bharti Model Sr. Sec. School	K-53/15, Friends Colony, Mundaka,Delhi-41
237	West B	MCD Primary School No.1 (Girls)	Raza Pur Khurd (MOHAN GARDEN UTTAM NAGAR,NEW DELHI-59)
238	West B	MCD Primary School	Peera Garhi Camp
239	West B	MCD Primary School	Hirakudna Delhi-41
240	West B	Cityman Children Public School	A-53,Raj Park Sultan Puri Road,Nangloi, New Delhi-41
241	West B	Sarvodaya Kanya Vidyalaya	Block-G,Vikas Puri,New Delhi
242	West B	Govt. Boys Sec.School	Shiv Vihar Uttam Nagar,New Delhi-59
243	West B	New Holly Public School	Shish Ram Park Uttam Nagar,New Delhi-59
244	West B	Oxford Convent	Sewak Park Uttam Nagar,New Delhi-110059
245	West B	Holy Convent School	A-49 Anand Vihar Uttam Nagar,New Delhi-110059
246	West B	Indira Ideal Sr. Sec. School	C-3 Block,Plot No.8,Janak Puri,New Delhi-110058
247	West B	Angel Public School	WZ-2,PH-IIA,Om Vihar,Uttam Nagar
248	West B	MCD Primary School	C-5,Janak Puri,New Delhi
249	West B	MCD Primary School (Boys)	Nawada Village,New Delhi
250	West B	MCD Primay School No.1 (Boys)	K-Block Santosh Park,Uttam Nagar
251	West B	Surindra Public School	A-I,Block-I Mohan Garden Uttam Nagar,ND-59
252	West B	Kumar Public School	B-8 Gali No-8 Raja Puri Vishwas Park Extn.Uttam Nagar ND-59

Annexure B - Questionnaire

DISTRICT INFORMATION SYSTEM FOR EDUCATION Five Percent Sample Check: Special DCF for Post Enumeration Survey

Date of visit to School:/...../..... Academic Year:/.....

Name of the Person conducting the survey:

Name of the organization conducting the survey:.....

.....

State: _____ **District:** _____ **Pin Code:** _____

A. School Location Particulars

1. Village Name/Ward No. : _____

2. Block/Municipal Name : _____

3. Rural/Urban (Indicate Code[#]) :

#Rural (1)/Urban (2)

4. DISE School ID :

B. School Particulars

1. Name of the School : _____

2. Name of the Principal/Head Teacher Mr./Ms.

3. Educational qualification of the Principal:

4. Number of year working as Principal/Head Teacher in the present School:

5. Total number of year of experience working as Principal/Head Teacher in the schools (Include experience as Principal/Head Teacher from earlier School s):

6. Year of Establishment of school:

7. School Category: (Indicate Code *)

* Primary (1)/ Primary with upper primary (2)/ Primary with Secondary or Higher Secondary (3)/ Upper Primary only (4)/ Upper Primary with Secondary or Higher Secondary (5)

8. Type of School: (Indicate Code **)

** School for Boys Only (1)/ School for Girls only (2)/ Co-educational (3)

9. Lowest Class in the school:

10. Highest Class in the school:

11. School Management: (Indicate Code @)

@Managed by Education Department (1)/Tribal Welfare Department (2)/ Local body (3)/ Private Aided (4)/ Private Unaided (5)/ Other (6)/ Unrecognized (8)

12. Residential School: (Yes=1/ No=2)

13. If yes: Type (Indicate Code ##)

Ashram (Govt.) (1) / Non Ashram Type (Govt.) (2) / Private (3) / Others (4) Not applicable (5)

14. Is the school building used as a part of shift school? (Yes=1/ No=2)

C. Staff Details (Primary and Upper Primary)

Total number of Teacher posts sanctioned: Total number of Teachers in Position:

Teacher Details	Primary		Upper Primary	
	Male	Female	Male	Female
No. of Teachers (Excluding Principal/Head Teacher)				
Para Teacher/Shiksha Karmi/ Guruji/ Community				
Non-Teaching Staff				
Number of Staff employed for Cooking Mid-day				
Number of personnel employed for cleaning				
Number of Teachers Present on the day of Survey				

D. Facilities in School

1. Status of School Building: (Enter Code)

Private (1)/ Rented (2)/ Government (3)/ Government School in rent free building (4) / No Building (5)

2. Type of School Building: (Enter Code)

Pucca (1)/ Partially Pucca (2)/ Kuccha (3)/ Tent (4)/ No Building (5)

3. Number of Blocks in school:

4. Condition of Classrooms and other rooms available in School: Please enter the number of rooms (classrooms/others room) with the given condition

Condition	No. of Classrooms	No. of Other Rooms	Remark if any
Good Condition			
Need Minor Repairs			
Need Major Repairs			
Unfit for use			

5. Availability of Electricity in school: (Yes=1/ No=2)

6. Common Toilet available in the school: (Yes=1/ No=2)

7. Separate Toilet available for Girls: (Yes=1/ No=2)

8. Separate Toilet facility available for staff: (Yes=1/ No=2)

9. Condition of boundary wall in the School: (Enter Code)

Pucca (1)/ Pucca but broken (2)/ Barbed wire fencing (3)/ Hedges (4)/ No boundary wall (5)/ other (6)

10. Source of Drinking water facility in School: (Enter code)

Hand pump (1)/ Well (2)/ Tap Water (3)/ Others (4)/ No Drinking water facility available (5)

11. Does the School have a Playground? (Yes=1/ No=2)

12. Number of Computers available in good working condition.

13. Seating arrangement for children in school: (Enter Code)

Furniture for all students (1)/ Furniture for some students (2)/ No furniture- children sit on the floor (3)

E. Student Enrolment

1. Children Enrolled in the Last Academic Year

(Academic Year:)

Enrolment	Class 1		Class 2		Class 3		Class 4		Class 5		Class 6		Class 7		Class 8	
	B	G	B	G	B	G	B	G	B	G	B	G	B	G	B	G
Total Enrolment																
Repeaters																
SC Children Enrolled																
ST Children Enrolled																
OBC Children Enrolled																
Children with Disabilities																
Number of Children who left the School																

B: Boys G: Girls

2. Enrolment and Attendance Details of Children on the Day of the Survey

Class	Enrolment on the Day of the						Attendance the Day of the Survey					
	Total		SC		ST		Total		SC		ST	
	Boys	Girls	Boys	Girls	Boys	Girls	Boys	Girls	Boys	Girls	Boys	Girls
Class I												
Class II												
Class III												
Class IV												
Class V												
Class VI												
Class VII												
Class VIII												

N.B.: ‘Enrolment’ means, the number of children on rolls as entered in the school register.
 ‘Attendance’ means, the number of children physically present in the classroom on the day of the survey.

3. Children Enrolment in the Present Academic Year

(Academic Year :.....)

Enrolment	Class 1		Class 2		Class 3		Class 4		Class 5		Class 6		Class 7		Class 8	
	B	G	B	G	B	G	B	G	B	G	B	G	B	G	B	G
Total Enrolment																
Repeaters																
SC Children Enrolled																
ST Children Enrolled																
OBC Children Enrolled																
Children with Disabilities																
Number of Children who left the School																

B: Boys G: Girls

Investigator Feedback Schedule

1. Name of the Person conducting the survey : _____
2. DISE School ID :
3. Date of visit of the School :...../...../.....
4. Was the School open on the first day of the visit: (Yes = 1/ No = 2)
5. If no when was the School visited second time (Date) :...../...../.....
6. Was the school open on the second visit: (Yes = 1/ No = 2) :
7. Number of visits made to the school to get information : _____

(In case the school was closed on both the days, contact the BRC/CRC Coordinators for replacement of the schools to be surveyed. Replacement should be resorted only in exceptional cases.)

Attributes pertaining to the Principal /Head Teacher towards the investigation:

Attribute	Category of Response from the School				
	Very Good	Good	Average	Poor	Very Poor
Initial reaction of the Principal/Head Teacher					
Response of the Principal/Head					
Availability of Records					

1. Was the Principal /Head Teacher able to provide the information pertaining to enrolment and details of pass percentage easily? (Yes = 1/ No = 2):
2. Was the Principal able to give the enrolment and other details from a single Register? (Yes = 1/ No = 2):
3. Do the teachers in the school fill-up the attendance register properly? (Yes = 1/ No = 2):
4. Does the principal have the yearend summery details of Children for all grades available with him? (Yes = 1/ No = 2):
5. Was the School Report Card available in the School? (Yes = 1/ No = 2):
6. Are the attendance registers properly maintained and kept in the Almirahs?(Yes = 1/ No = 2):
7. Do the Teachers in the school come on time? (Yes = 1/ No = 2):

Datamation Consultants Pvt. Ltd.

8. Was the School having a photo copy of filled in DISE DCF? (Yes = 1/ No = 2):

9. Did the investigator face any problem in getting the required information from the School? (Yes = 1/ No = 2):

If yes, briefly mention the kind of problem faced by the investigator in eliciting the information from the school

.....

(Please use a separate paper if the space provided is not sufficient)-

10. Does the school have a Display Board? (Yes = 1/ No = 2):

11. Is there a provision of Mid-day meal in the School? (Yes = 1/ No = 2):

12. How is the quality of food being served to the children in the Mid-Day Meal Scheme?

(Please write your comments below)

.....

13. What is the seating arrangement made for children in the school?

(Please write your comments below)

.....

