

DISE VALIDATION REPORT:2007



**OFFICE OF THE NODAL OFFICER
Sarva Shiksha Abhiyan
Tripura University
Suryamaninagar, 799130
Tripura West.**



CONTENTS

Sl.No.	Chapters Name	Page Number
I.	INTRODUCTION	1-6
	1.1 Introductory Remarks	
	1.2 Terms of Reference	
	1.3 Sampling Method	
	1.4 Selection of District	
	1.5 Selection of Schools	
	1.6 Tools of Data Collection	
	1.7 Method of Analysis	
	1.8 List of Visited Schools	
1.9 Chapters Ahead		
II.	VALIDATION OUTCOME- NORTH TRIPURA DISTRICT	7-14
	2.1 Block Wise Level of Discrepancy	
	2.2 CRC Wise Level of Discrepancy	
	2.3 Type of School Wise Level of Discrepancy	
2.4 Item Wise Level of Discrepancy		
III.	VALIDATION OUTCOME- SOUTH TRIPURA DISTRICT	15-23
	3.1 Block Wise Level of Discrepancy	
	3.2 CRC Wise Level of Discrepancy	
	3.3 Type of School Wise Level of Discrepancy	
3.4 Item Wise Level of Discrepancy		
IV.	VALIDATION OUTCOME- DHALAI TRIPURA DISTRICT	24-31
	4.1 Block Wise Level of Discrepancy	
	4.2 CRC Wise Level of Discrepancy	
	4.3 Type of School Wise Level of Discrepancy	
4.4 Item Wise Level of Discrepancy		
V.	COMPARATIVE ANALYSIS OF VALIDATION OUTCOME- ALL SAMPLE DISTRICTS	32-39
	5.1 Block Wise Level of Discrepancy	
	5.2 CRC Wise Level of Discrepancy	
	5.3 Type of School Wise Level of Discrepancy	
5.4 Item Wise Level of Discrepancy		
VI.	MAJOR FINDINGS & RECOMMENDATION	40-42
	6.1 Major Findings	
	6.2 Recommendation	

Chapter-I

INTRODUCTION

1.1 Introductory Remarks:

State Government of Tripura has to maintain record of DISE (District Information System for Education) data in a systematic manner. To maintain DISE data properly the State has to take several steps. Proper maintenance of DISE data is important for monitoring progress, management of primary education system and planning. The present study is to verify the DISE record as desired by the State Government.

1.2 Terms of Reference (TOR):

According to the Letter Reference Number: 11(8-10)-SE/SSA/2007/1610-13 dated 26.10.2007 of the State Project Director, Director of School Education, Govt. of Tripura, Agartala, Tripura (W), the TOR is as follows.

1.2.1 5% sample checking of school level data under District Information System for Education (DISE)

1.3 Sampling Method:

Random sampling method is used for the study in selection of schools.

1.4 Selection of District: Dhalai District is selected as a focused and ST majority District. North and South Tripura Districts are selected because of mixed population.

1.5 Selection of Schools: Within the each sample District, 5% schools (Government/ Government Aided) are selected from each block subject to a minimum of five (5) schools.

1.6 Tools of Data Collection:

Prescribed formats introduced by NIEPA are used for data collection from the sampled schools of each block.

1.7 Method of Analysis:

- **Step-I:** The information from all the selected schools were collected in the prescribed formats introduced by NIEPA.

- **Step-II:** After collection of data through the prescribed formats introduced by NIEPA the data are compared with the DISE data for studying discrepancy.
- **Step-III:** The analysis is done after verification and cross checking of the two types of data.

2. List of Visited Schools:

District Name	Block Name	Name of Visited Schools	Date of Visit
NORTH DISTRICT	Gournagar	Kailashahar S.B.School	15.11.07
		L.N.Bari J.B.School	15.11.07
		Nooncherra J.B. School	17.11.07
		Baghacherra J.B. School	17.11.07
		Golakhpur T.E.S.B. School	17.11.07
		Rangrung T.E. S.B. School	17.11.07
		Chinibagan S.B. School	17.11.07
		Kalipur J.B. School	25.11.07
		Kailashahar Girls High School	28.11.07
		Kacharghat Ramcharan Govt. High School	28.11.07
	Kumarghat	Pabiacherra H.S. School	19.11.07
		Kumarghat H.B. S.B. School	19.11.07
		Fatikcherra High School	19.11.07
		Kumarghat Ward No. 10 J.B. School	19.11.07
		Railway S.B. School	27.11.07
	Kadamtala	N.F.Railway Primary School	21.11.07
		North Point High School	21.11.07
		Dharmapur S. B. School	21.11.07
		Kurti Col. S.B. School	22.11.07
		Jherjheri J.B. School	22.11.07
		Brahmmamoy J.B. School	22.11.07
		Uttar Fulbari S.B. School	22.11.07
		Fulbari High School	22.11.07
		Gobindapur S.B. School	23.11.07
		Rajbari H.S. School	21.11.07
	Panisagar	Noagaon J.B. School	23.11.07
		Betangi J.B. School	23.11.07
		Kameshwar Mission Tilla J.B. School	23.11.07
		Dharmanagar T.E. J.B. School	23.11.07
	Kanchanpur	Karnujoy C.P. High School	29.11.07
		Block Tilla S.B. School	29.11.07

		Kanchanpur J.B. School	29.11.07
	Dasda	Laljuri H.S. School	29.11.07
		U/ Laljuri Joysree H.S. School	29.11.07
		Santipur High School	10.12.07
	Jampui	Phuldongsai S.B. School	30.11.07
		Banglabari S.B. School	30.11.07
		Sabual High School	30.11.07
		Jampui H.S. School	30.11.07
		Vangmun S.B. School	30.11.07
	Damcherra	Paiza Govt. S.B. School	01.12.07
		Damcherra H.S. School	01.12.07
		Kacharicherra S.B. School	01.12.07
		Piplacherra S.B. School	01.12.07
		Bhallukcherra S.B. School	01.12.07
		Saijuibual J.B. School	05.12.07
		Punnaram Para J.B.School	01.11.07
		Khedacherra High School	01.11.07
	Pecharthal	Santinagar Chan Tilla J.B. School	02.12.07
		Ledrai Dewan H.S. School	03.12.07
		Bagai Cherra Solanata S.B. School	03.12.07
		Satipur (PTL) S.B. School	03.12.07
		Pecharthal H.S. School	03.12.07
		Krishna Tilla High School	03.12.07
SOUTH DISTRICT	Matabari	Fulkumari LLC School S.B. School	30.11.07
		Sachindra Smrity J.B. School	30.11.07
		Barabhuiya Madhya Para J.B. School	30.11.07
		Chandrapur J.B. School	01.12.07
		Chandrapur Girls High School	01.12.07
		Chandrapur H.S. School	01.12.07
	Udaipur N/P	Chanban J.B. School	30.11.07
		K.B.I H.S. School	01.12.07
		Vivekananda Vidyapith J.B. School	01.12.07
		Hariananda Girls H.S. School	03.12.07
	Kakraban	Jamjuri H.S. School	03.12.07
		Kakraban H.S. School	03.12.07
		Rani High School	03.12.07
		Haziganger Drone S.B. School	03.12.07
		Kalikishore High School	03.12.07
		Kishorgang S.B. School	30.11.07
	Amarpur N/P	Dakshin Amarapur H.S. School	04.12.07
		Sankar Palli S.B. School	04.12.07
		Amarpur English Medium S.B. School	04.12.07

		Amarpur J.B. School	04.12.07
Ampinagar		Tentuibari High School	04.12.07
		Taidubari H.S. School	04.12.07
		Haripur Ranibari S.B. School	04.12.07
		Haripur S.B. School	04.12.07
		Palkubari S.B. School	04.12.07
Amarpur		Mailak High School	05.12.07
		Thakchurai S.B. School	05.12.07
		Dalakbari S.B. School	05.12.07
		Kawamaka Ghat High School	05.12.07
		Rangamati H.S. School	05.12.07
		Kutabag S. B. School	05.12.07
Karbook		Karbook Panjihum H.S. School	05.12.07
		Basi Chandra Para High School	05.12.07
		Baidya Bari S.B. School	05.12.07
		Prahullad Sardar Para High School	05.12.07
		Lewutuicha T/N S.B. School	05.12.07
Bagaffa		Jatanbari Girls H.S. School	06.12.07
		Jolaibari M.M. Girls H.S. School	06.12.07
		Uchaibari S.B. School	06.12.07
		Ramraibari S.B. School	06.12.07
		Purba Madhya Pilak S.B. School	06.12.07
		Uttar Kanchannagar S.B. School	06.12.07
Belonia N/P		Arjya Col. H.S. School	06.12.07
		South Belonia J.B. School	06.12.07
		Jnanoday Girls S.B. School	06.12.07
		Belonia J.B. School	06.12.07
		Belonia Vidyapith S.B. School	06.12.07
Hrishyamukh		Hrishyamukh H.S. School	07.12.07
		Abhoynagar J.B. School	07.12.07
		Das Para J.B. School	07.12.07
		Joypur High School	07.12.07
		Banikanta R.P.S.B. School	07.12.07
		Abhoynagar H.S. School	07.12.07
Satchand		Bhumihin Tilla J.B. School	07.12.07
		No-2 Jalefa J.B. School	08.12.07
		No-2 Goachand J.B. School	09.12.07
		Harina Girls S.B. School	09.12.07
Rajnagar		Rainagar J.B. School	08.12.07
		Ghosh Khamar S.B. School	08.12.07
		Rangamura J.B. School	08.12.07
		Madhya Krishnapur J.B. School	08.12.07
		Rangamura High School	08.12.07

	Rupaichari	South Rupaichari S.B. School	11.12.07
		Rupaichari S.B. School	11.12.07
		Sonaichari S.B. School	11.12.07
		39 Jalefa S.B. School	11.12.07
		Garika J.B. School	11.12.07
	Killa	Kanchani J.B. School	12.12.07
		Raiyabari H.S. School	12.12.07
		Manithang Bari J.B. School	12.12.07
		Darkathang Bari J.B. School	12.12.07
		Barbari Biswa Chandrapara J.B. School	12.12.07
	Sabroom N/P	Sabroom English Medium School	14.12.07
		West Sabroom J.B. School	14.12.07
		Sabroom J.B. School	14.12.07
Kathalchari J.B. School		14.12.07	
DHALAI DISTRICT	Ambassa	Nalichara Bhumihin Col. J.B. School	02.01.08
		Kulai Col. High School	02.01.08
		Dakshin Nalichara J.B. School	02.01.08
		Jaharnagar Col. S.B. School	03.01.08
		Phanindra R.P.S.B. School	03.01.08
		Nalichara Bhumihin Col. J.B. School	04.01.08
	Salema	Chulubari S.B. School	04.02.08
		Nakashi C.P.J.B. School	04.02.08
		Salema J.B. School	04.02.08
		Panchasi High School	06.02.08
		Sridampur H.S. School	06.02.08
		Marachara S.B. School	06.02.08
	Manu	Chailengta Col. S.B. School	08.02.08
		Bharat D/B Para J.B. School	08.02.08
		Chailengta Class XII School	08.02.08
		Fishari Para S.B. School	13.02.08
		Chailengta English Medium J.B. School	13.02.08
		Madhab Chandra Class XII School	13.02.08
		Ujan Mainama J.B. School	13.02.08
	Dumburnagar	Kabiguru R.S.V. High School	27.02.08
		Girish Ch. K.P.S.B. School	27.02.08
		Boalkhali S.B. School	28.02.08
		Ananda Mohan R.S.S.B. School	28.02.08
		Dayaramkami S.B. School	28.02.08
		8- No Dyke S.B. School	28.02.08

3. Chapter Description :

Chapter-I: Introduction

Chapter-II: Validation Outcome- North Tripura District

Chapter-III: Validation Outcome- South Tripura District

Chapter-IV: Validation Outcome- Dhalai Tripura District

Chapter-V: Comparative Analysis of Validation Outcome - All Sample Districts

Chapter-VI: Major Findings & Recommendation

CHAPTER-II VALIDATION OUTCOME- NORTH DISTRICT

For validation study, fifty four (54) schools from all the blocks are surveyed in North Tripura District and all the surveyed schools covered 23 different Cluster Resource Centers (CRCs). The analysis of the study may be classified as:

- Block-wise level of discrepancy
- CRC-wise level of discrepancy
- Type of school-wise level of discrepancy
- Item-wise level of discrepancy

2.1 Block- Wise Level Of Discrepancy:

- The average discrepancy between the DISE data and the observed data of the surveyed schools of North Tripura District at block level is 13.98.
- It is found that in the schools under Kumarghat block the average discrepancy is highest (24.5) compared to that of other blocks.
- The average discrepancy in the surveyed schools under Panisagar block is 3.43 and it is lowest compared to that of other blocks.

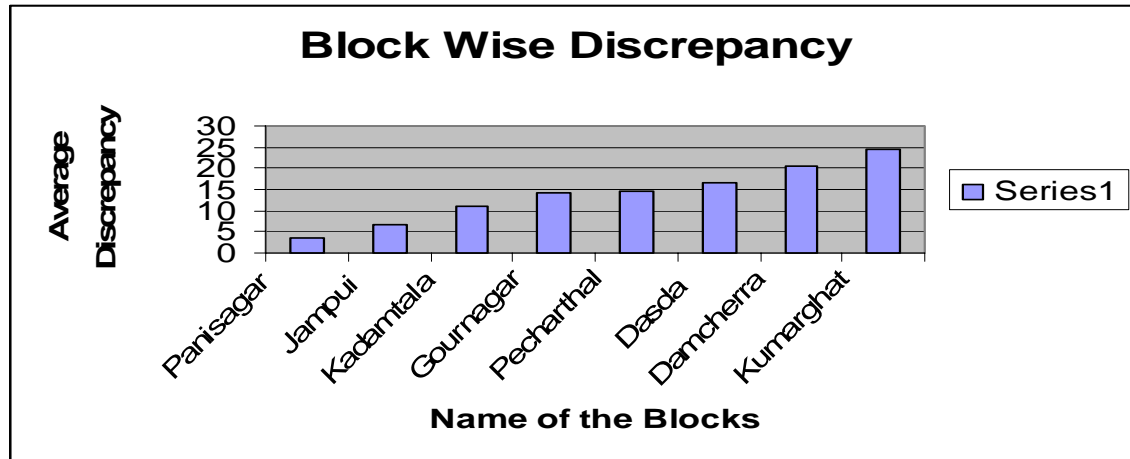
Table-1:

Sl.No	Name of the Block	Average Discrepancy	Rank
1.	Panisagar	3.43	1
2.	Jampui	6.86	2
3.	Kadamtala	11.23	3
4.	Gournagar	14.26	4
5.	Pecharthal	14.7	5
6.	Dasda	16.5	6
7.	Damcherra	20.44	7
8.	Kumarghat	24.5	8
	Total	13.98	

Source: Field Survey, Dept. of A&A Economics, Tripura University

The analysis is also presented graphically.

Graph: 1



2.2 CRC Wise Level Of Discrepancy:

- Arranging the surveyed schools CRC wise, the average discrepancy between the DISE data and the information of all the surveyed schools was found 12.46.
- No discrepancy was found in the schools under Tarakpur High School CRC of Kadamtala block and in the schools under Deocherra High School CRC of Panisagar block.
- The surveyed schools under Srirampur High School CRC of Gournagar block have the highest average discrepancy (31.85).

Table-2:

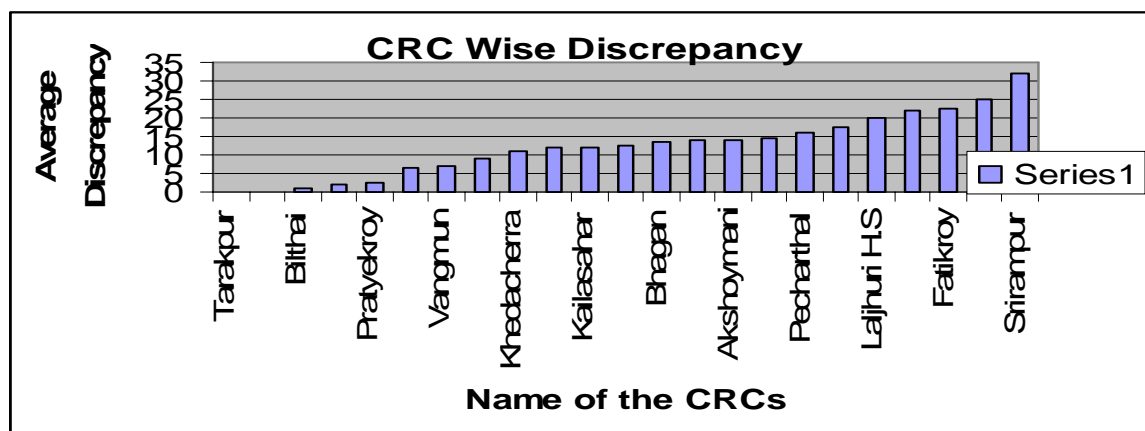
Sl.No	Name of the CRC	Average Discrepancy	Rank
1.	Tarakpur High School	0	1
2.	Deocherra High School	0	1
3.	Bilthai H.S. School	0.98	2
4.	Kailasahar Girls H.S School	1.96	3
5.	Pratyekroy H.S. School	2.74	4
6.	Sabual High School	6.37	5
7.	Vangmun S.B. School	7.19	6
8.	Chinibagan Sr.B. School	9.15	7
9.	Khedacherra High School	10.78	8

10.	Ganganagar H.S. School	11.76	9
11.	Kailasahar Girls High School	11.76	9
12.	Nabincherra High School	12.74	10
13.	Bhagan H.S.School	13.33	11
14.	Padmapur H.S.School	13.92	12
15.	Akshoymani D.Cherra High School	14.21	13
16.	Kanchanpur Col. Girls H.S. School	14.7	14
17.	Pecharthal H.S. School	16.17	15
18.	Piplacherra S.B. School	17.64	16
19.	Laljhuri H.S (+2).School	20.09	17
20.	Monacherra Sr.B. School	21.81	18
21.	Fatikroy Girls High School	22.55	19
22.	Kumarghat Girls H.S. School	25	20
23.	Srirampur High School	31.85	21
	Total	12.46	

Source: Field Survey, Dept. of A&A Economics, Tripura University

The graph is as follows which shows the pattern more clearly.

Graph: 2



2.3 Type of School -Wise Level Of Discrepancy:

- Grouping the schools type of school wise, it is found that the surveyed Higher Secondary (+2 stage) schools have highest average discrepancy (48.48) followed by High Schools (15.08), Senior Basic Schools (13.4) and Junior Basic Schools (4.59).

- In Junior Basic Schools the discrepancy is minimum and in Higher Secondary (+2 stage) schools the maximum discrepancy was found.

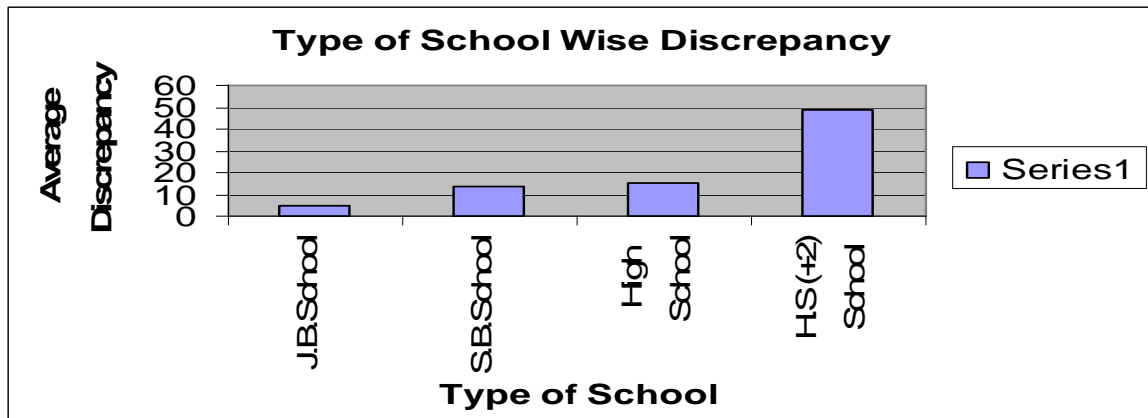
Table- 3:

Type of School	Total No of Schools	Total Discrepancy % of total items	Average Discrepancy % of total items	Rank
J.B. School	16	73.5	4.59	1
S.B. School	23	308.34	13.4	2
High School	8	120.67	15.08	3
H.S (+2) School	7	339.36	48.48	4
Total Schools	54			

Source: Field Survey, Dept. of A&A Economics, Tripura University

The graphical presentation is also helpful here.

Graph:3



2.4 Item- Wise Level Of Discrepancy:

- No school was found which have discrepancy in the items like Academic year, Village name, Block name, Rural/urban, DISE School code, School category, Type of school, Lowest class, Highest class, School management, Type of school building.
- Out of 54 schools in 40 schools (74.07%) highest discrepancy was found in maintaining the record of Teachers position compared to other items.

Table-4:

Items	Total Discrepancy in the schools	% of total schools (52 Schools)
Academic Year	0	0
Village Name	0	0
Block Name	0	0
Rural/ Urban	0	0
Dise School Code	0	0
Year of establishment	1	1.92
School Category	0	0
Type of School	0	0
Lowest Class	0	0
Highest Class	0	0
School Management	0	0
Residential School	3	5.76
School building used in a shift school	6	11.53
Teachers position	40	74.07
School building Status	2	3.84
Type of school building	0	0
Availability of Electricity	2	3.84
Common toilet	16	30.77
Separate toilet for girls	5	9.61
Condition of boundary wall	12	23.07
Source of drinking water	20	38.46
Playground	15	28.84
Number of computers available	5	9.61
Total Student enrolment in the year 2007		
Class-1		
B	13	25
G	12	23.07
Class-2		
B	11	21.15
G	13	25
Class-3		
B	11	21.15
G	9	17.3
Class-4		
B	11	21.15
G	6	11.54
Class-5		

B	7	13.46
G	7	13.46
Class-6		
B	8	15.38
G	11	21.15
Class-7		
B	8	15.38
G	7	13.46
Class-8		
B	9	17.3
G	9	17.3
SC Student enrolment in the year 2007		
Class-1		
B	10	19.23
G	10	19.23
Class-2		
B	7	13.46
G	9	17.3
Class-3		
B	9	17.3
G	7	13.46
Class-4		
B	8	15.38
G	7	13.46
Class-5		
B	6	11.54
G	5	9.61
Class-6		
B	6	11.54
G	7	13.46
Class-7		
B	8	15.38
G	6	11.54
Class-8		
B	6	11.54
G	5	9.61
ST Student enrolment in the year 2007		
Class-1		
B	5	9.61
G	9	17.3
Class-2		
B	7	13.46
G	6	11.54

Class-3		
B	5	9.61
G	3	5.77
Class-4		
B	7	13.46
G	6	11.54
Class-5		
B	5	9.61
G	4	7.69
Class-6		
B	6	11.54
G	8	15.38
Class-7		
B	6	11.54
G	4	7.69
Class-8		
B	4	7.69
G	5	9.61
OBC Student enrolment in the year 2007		
Class-1		
B	8	15.38
G	8	15.38
Class-2		
B	10	19.23
G	12	23.07
Class-3		
B	7	13.46
G	8	15.38
Class-4		
B	10	19.23
G	9	17.3
Class-5		
B	9	17.3
G	9	17.3
Class-6		
B	7	13.46
G	8	15.38
Class-7		
B	8	15.38
G	8	15.38
Class-8		
B	7	13.46
G	6	11.54

Repeaters in the year 2007		
Class-1		
B	7	13.46
G	7	13.46
Class-2		
B	10	19.23
G	10	19.23
Class-3		
B	7	13.46
G	3	5.77
Class-4		
B	3	5.77
G	5	9.61
Class-5		
B	8	15.38
G	9	17.3
Class-6		
B	15	28.84
G	16	30.76
Class-7		
B	9	17.3
G	11	21.15
Class-8		
B	12	23.07
G	15	28.84

Source: Field Survey, Dept. of A&A Economics, Tripura University

CHAPTER-III
VALIDATION OUTCOME- SOUTH DISTRICT

For validation study, seventy six (76) schools from all the Blocks and Nagar Panchayats are surveyed in South Tripura District and all the surveyed schools covered 35 different Cluster Resource Centers (CRCs). The analysis of the study may be classified as:

- Block-wise level of discrepancy
- CRC-wise level of discrepancy
- Type of school-wise level of discrepancy
- Item-wise level of discrepancy

3.1 Block Wise Level Of Discrepancy:

- The average discrepancy between the DISE data and the observed data of the surveyed schools of South Tripura District at block level is 7.69.
- It is found that in the schools under Ampinagar block the average discrepancy is highest (13.53) compared to that of other blocks.
- The average discrepancy in the surveyed schools under Killa block is 3.14 and it is lowest compared to that of other blocks.

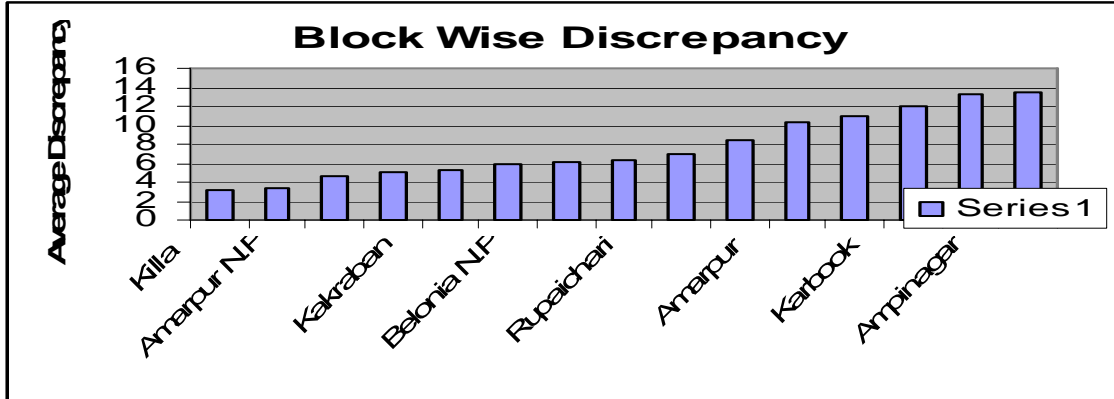
Table-5:

Sl.No	Name of the Block/N.P	Average Discrepancy	Rank
1.	Killa	3.14	1
2.	Sathchand	3.39	2
3.	Amarpur N.P	4.7	3
4.	Hrisyamukh	5.06	4
5.	Kakraban	5.23	5
6.	Rajnagar	5.88	6
7.	Belonia N.P	6.08	7
8.	Sabroom N.P	6.37	8
9.	Rupaichari	7.05	9
10.	Matabari	8.43	10
11.	Amarpur	10.39	11
12.	Bagafa	10.96	12
13.	Karbook	11.95	13
14.	Udaipur N.P	13.23	14
15.	Ampinagar	13.53	15
	Total	7.69	

Source: Field Survey, Dept. of A&A Economics, Tripura University

The findings are also shown in the following diagram

Graph:4



3.2 CRC Wise Level Of Discrepancy:

- Arranging the surveyed schools CRC wise, the average discrepancy between the DISE data and the information of all the surveyed schools was found 7.68.
- Lowest discrepancy was found in the surveyed schools under South Bagma S.M.P.H.S. School CRC of Matabari block and it is 0.98.
- The surveyed schools under Haripur Raina Bari S.B. School CRC of Ampinagar block have the highest average discrepancy (25.48).

Table:6

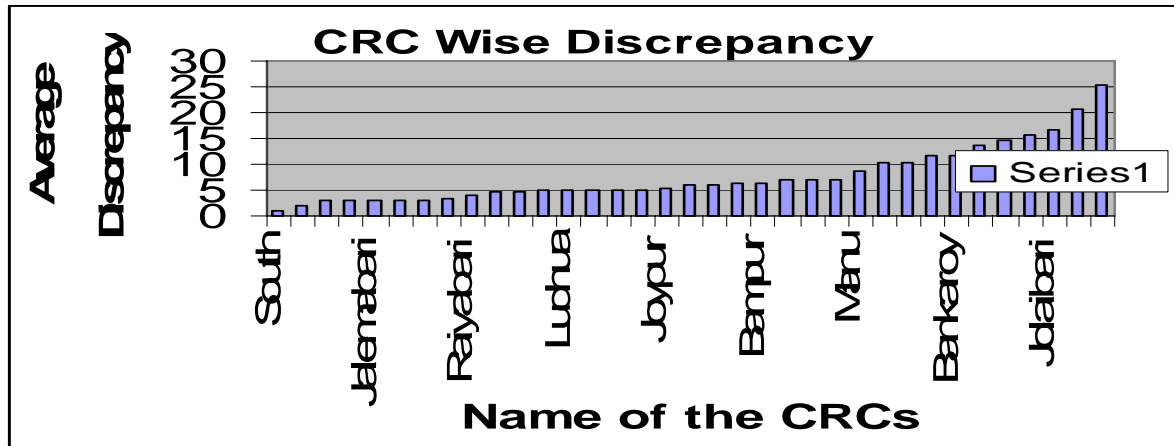
Sl.No	Name of the CRC	Average Discrepancy	Rank
1.	South Bagma S.M.P. H.S. School	0.98	1
2.	Harina H.S.School	1.91	2
3.	Abangchara High School	2.94	3
4.	Baikhora H.S.School	2.94	3
5.	Jalemabari High School	2.94	3
6.	Hrishyamukh High School	2.94	3
7.	Sara Shima High School	2.94	3
8.	Ek Jatankumar High School	3.43	4
9.	Raiyabari High School	3.92	5
10.	Rangamura High School	4.57	6

11.	Amarpur J.B. School	4.7	7
12.	Mirza H.S. School	4.9	8
13.	Ludhua High School	4.9	8
14.	Jambukbari S.B. School	4.9	8
15.	Tentuibari High School	4.9	8
16.	Shilghati High School	4.9	8
17.	Joypur High School	5.49	9
18.	Palatana High School	5.88	10
19.	Gangachhara H.S. School	5.88	10
20.	No-5 Manikghar High School	6.21	11
21.	Bampur High School	6.37	12
22.	Palkubari S.B. School	6.86	13
23.	Niharnagar High School	6.86	13
24.	Satrugna Para High School	6.86	13
25.	Manu Bankul H.S	8.82	14
26.	Chandrapur Col. High School	10.29	15
27.	Rajnagar High School	10.29	15
28.	Bashi Chandra Para High School	11.76	16
29.	Bankaroy Para S.B. School	11.76	16
30.	Malbasa High School	13.72	17
31.	Gakulpur H.S. School	14.7	18
32.	West Bagafa H.S. School	15.68	19
33.	Jolaibari M.M.Girls H.S School	16.62	20
34.	Prahlad Sardar Para High School	20.58	21
35.	Haripur Raina Bari S.B. School	25.48	22
	Total	7.68	

Source: Field Survey, Dept. of A&A Economics, Tripura University

The findings are also shown in the following diagram

Graph:4



3.3 Type of School -Wise Level Of Discrepancy:

- Grouping the schools type of school wise, it is found that the surveyed High Schools have highest average discrepancy (12.56) followed by Higher Secondary (+2 stage) schools (10.14), Senior Basic Schools (7.61) and Junior Basic Schools (4.34).
- It is followed that in Junior Basic Schools the discrepancy is minimum and the maximum discrepancy was found in High schools.

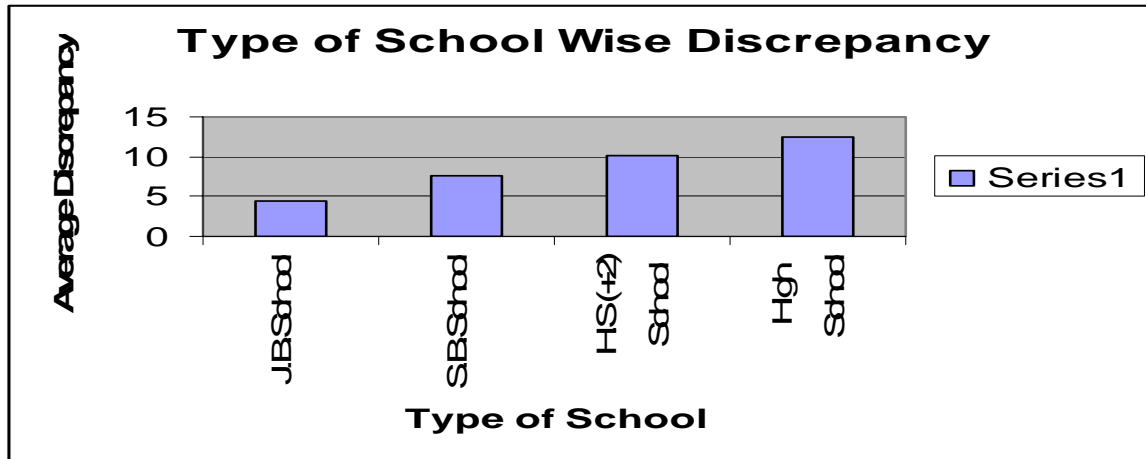
Table-7:

Type of School	Total No of Schools	Total Discrepancy % of total items	Average Discrepancy % of total items	Rank
J.B. School	25	108.66	4.34	1
S.B. School	26	197.9	7.61	2
H.S (+2) School	14	142.04	10.14	3
High School	11	138.2	12.56	4
Total Schools	76			

Source: Field Survey, Dept. of A&A Economics, Tripura University

The analysis is presented using the following diagrammatic representation.

Graph:5



3.4 Item- Wise Level Of Discrepancy:

- No schools was found which have discrepancy in the items like Academic year, Block name, Rural/Urban, DISE School code, School category, School management, School building Status, Repeaters in the year 2007.
- Out of 76 schools in 47 schools (60.52%) the highest discrepancy was found in maintaining the record of Teachers position compared to other items.

Table-8:

Items	Total Discrepancy in the schools	% of total schools (52 Schools)
Academic Year	0	0
Village Name	7	9.21
Block Name	0	0
Rural/ Urban	0	0
Dise School Code	0	0
Year of establishment	14	18.42
School Category	0	0
Type of School	1	1.31
Lowest Class	1	1.31
Highest Class	1	1.31
School Management	0	0

Residential School	1	1.31
School building used in a shift school	11	14.47
Teachers position	47	60.52
School building Status	0	0
Type of school building	8	10.52
Availability of Electricity	6	7.89
Common toilet	23	30.26
Separate toilet for girls	17	22.37
Condition of boundary wall	16	21.05
Source of drinking water	39	51.31
Playground	14	18.42
Number of computers available	6	7.89
Total Student enrolment in the year 2007		
Class-1		
B	7	9.21
G	9	11.84
Class-2		
B	10	13.15
G	11	14.47
Class-3		
B	7	9.21
G	8	10.53
Class-4		
B	5	6.58
G	8	10.53
Class-5		
B	9	11.84
G	7	9.21
Class-6		
B	5	6.58
G	9	11.84
Class-7		
B	9	11.84
G	10	13.16
Class-8		
B	9	11.84
G	11	14.47
SC Student enrolment in the year 2007		
Class-1		
B	2	2.63
G	6	7.89
Class-2		
B	3	3.95

G	2	2.63
Class-3		
B	2	2.63
G	3	3.95
Class-4		
B	4	5.26
G	4	5.26
Class-5		
B	3	3.95
G	6	7.89
Class-6		
B	6	7.89
G	5	6.58
Class-7		
B	4	5.26
G	4	5.26
Class-8		
B	6	7.89
G	7	9.21
ST Student enrolment in the year 2007		
Class-1		
B	6	7.89
G	6	7.89
Class-2		
B	5	6.58
G	4	5.26
Class-3		
B	5	6.58
G	6	7.89
Class-4		
B	4	5.26
G	5	6.58
Class-5		
B	5	6.58
G	5	6.58
Class-6		
B	7	9.21
G	6	7.89
Class-7		
B	5	6.58
G	5	6.58
Class-8		
B	6	7.89

G	6	7.89
OBC Student enrolment in the year 2007		
Class-1		
B	2	2.63
G	2	2.63
Class-2		
B	4	5.26
G	7	9.21
Class-3		
B	4	5.26
G	6	7.89
Class-4		
B	8	10.53
G	5	6.58
Class-5		
B	7	9.21
G	5	6.58
Class-6		
B	4	5.26
G	5	6.58
Class-7		
B	2	2.63
G	8	10.53
Class-8		
B	5	6.58
G	8	10.53
Repeaters in the year 2007		
Class-1		
B	0	0
G	0	0
Class-2		
B	0	0
G	0	0
Class-3		
B	0	0
G	0	0
Class-4		
B	0	0
G	0	0
Class-5		
B	0	0
G	0	0
Class-6		

B	0	0
G	0	0
Class-7		
B	0	0
G	0	0
Class-8		
B	0	0
G	0	0

Source: Field Survey, Dept. of A&A Economics, Tripura University

CHAPTER-IV
VALIDATION OUTCOME- DHALAI DISTRICT

For validation study, twenty four (24) schools from all the blocks are surveyed in Dhalai Tripura District and all the surveyed schools covered 13 different Cluster Resource Centers (CRCs). The analysis of the study may be classified as:

- Block-wise level of discrepancy
- CRC-wise level of discrepancy
- Type of school-wise level of discrepancy
- Item-wise level of discrepancy

4.1 Block- Wise Level Of Discrepancy:

- The average discrepancy between the DISE data and the observed data of the surveyed schools of Dhalai Tripura District at block level is 15.14.
- It is found that in the schools under Manu block the average discrepancy is highest (25.62) compared to that of other blocks.
- The average discrepancy in the surveyed schools under Dumburnagar block is 5.88 and it is lowest compared to that of other blocks.

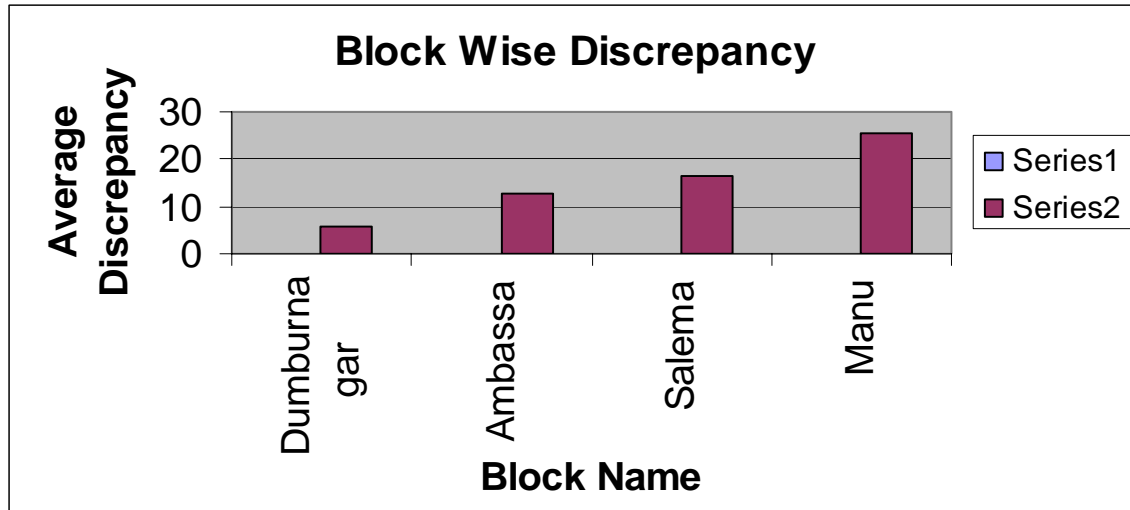
Table-9:

Sl.No	Name of the Block	Average Discrepancy	Rank
1.	Dumburnagar	5.88	1
2.	Ambassa	12.55	2
3.	Salema	16.5	3
4.	Manu	25.62	4
	Total	15.14	

Source: Field Survey, Dept. of A&A Economics, Tripura University

The findings are also shown in the following diagram

Graph:6



4.2 CRC Wise Level Of Discrepancy:

- Arranging the surveyed schools CRC wise, the average discrepancy between the DISE data and the information of all the surveyed schools was found 14.65.
- Lowest discrepancy was found in the surveyed schools under Raishyabari High School CRC of Dumburnagar block and that under North Nalichara High School CRC of Ambassa block and both the CRCs have equal discrepancy, i.e, 3.43.
- The surveyed schools under Jaharnagar Col. S.B. School CRC of Ambassa block in Dhalai District have the highest average discrepancy (37.25).

Table:10

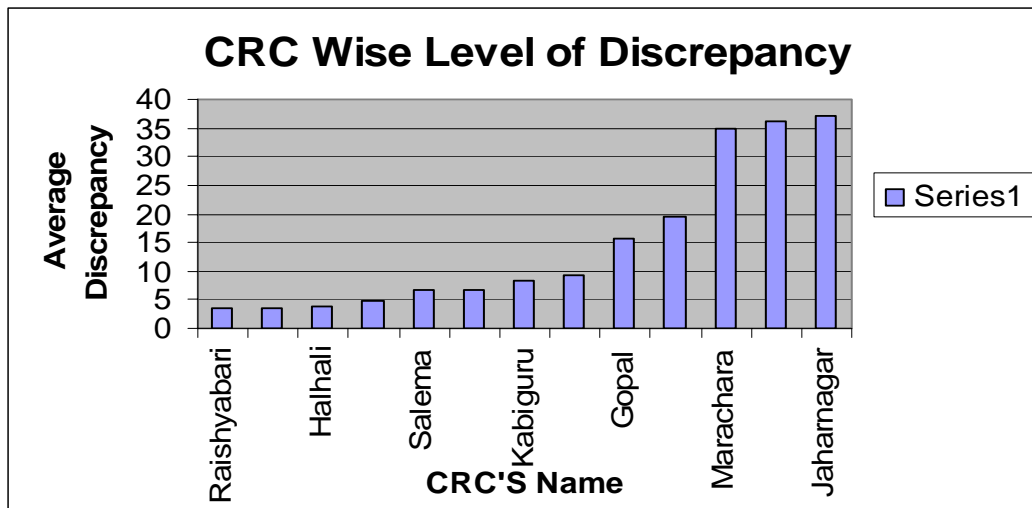
Sl.No	Name of the CRC	Average Discrepancy	Rank
1.	Raishyabari High School	3.43	1
2.	North Nalichara High School	3.43	1
3.	Halhali Class XII School	3.92	2
4.	Girish Ch. K.P.S.B. School	4.9	3
5.	Salema Col.High School	6.86	4
6.	Boalkhali S.B. School	6.86	4
7.	Kabiguru R.S.V. High School	8.33	5

8.	Sridampur H.S. School	9.31	6
9.	Gopal Sardar Para S.B. School	15.69	7
10.	Madhab Chandra Class XII School	19.61	8
11.	Marachara Class XII School	34.8	9
12.	Chailengta Class XII School	36.03	10
13.	Jaharnagar Col. S.B. School	37.25	11
	Total	14.65	

Source: Field Survey, Dept. of A&A Economics, Tripura University

The findings are also shown in the following diagram.

Graph:7



4.3 Type of School -Wise Level Of Discrepancy:

- Grouping the schools on the basis of type of school wise, it is found that the surveyed Higher Secondary Schools have highest average discrepancy (25.81) followed by Senior Basic Schools (17.02), Junior Basic Schools (14.14) and High Schools(12.09).
- It is followed that in High Schools the discrepancy is minimum and the maximum discrepancy was found in Higher Secondary schools.

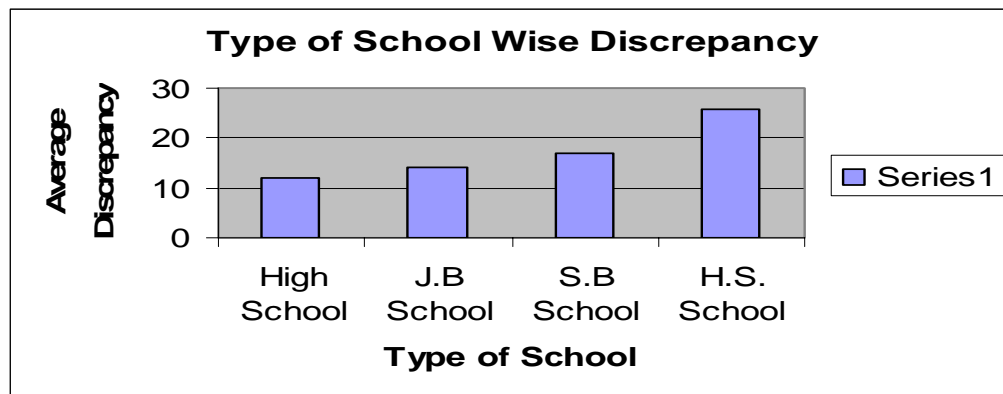
Table-11:

Type of School	Total No of Schools	Total Discrepancy % of total items	Average Discrepancy % of total items	Rank
High School	3	36.27	12.09	1
J.B School	7	99.01	14.14	2
S.B School	11	187.23	17.02	3
H.S. School	3	77.44	25.81	4
Total Schools	24			

Source: Field Survey, Dept. of A&A Economics, Tripura University

The analysis is also presented graphically.

Graph:8



4.4 Item- Wise Level Of Discrepancy:

- No schools was found which have discrepancy in the items like Academic year, Block name, Rural/Urban, DISE School code, Type of School, Lowest Class, Highest Class, Availability of electricity and repeaters during the year 2007.
- Out of 24 schools in 12 schools (50.00 %) the highest discrepancy was found in maintaining the record of Teachers position compared to other items.

Table- 12:

Items	Total Discrepancy in the schools	% of total schools (24 Schools)
Academic Year	0	0
Village Name	5	20.83
Block Name	0	0
Rural/ Urban	0	0
Dise School Code	0	0
Year of establishment	6	25
School Category	5	20.83
Type of School	0	0
Lowest Class	0	0
Highest Class	0	0
School Management	0	0
Residential School	2	8.33
School building used in a shift school	6	25
Teachers position	12	50
School building Status	1	4.16
Type of school building	1	4.16
Availability of Electricity	0	0
Common toilet	9	37.5
Separate toilet for girls	4	16.66
Condition of boundary wall	4	16.66
Source of drinking water	6	25
Playground	3	12.5
Number of computers available	1	4.16
Total Student enrolment in the current year		
Class-1		
B	11	45.83
G	11	45.83
Class-2		
B	8	33.33
G	6	25
Class-3		
B	8	33.33
G	8	33.33
Class-4		
B	8	33.33
G	6	25
Class-5		

B	8	33.33
G	6	25
Class-6		
B	7	29.16
G	4	16.66
Class-7		
B	6	25
G	4	16.66
Class-8		
B	6	25
G	6	25
SC Student enrolment in the current year		
Class-1		
B	2	8.33
G	6	25
Class-2		
B	3	12.5
G	3	12.5
Class-3		
B	2	8.33
G	3	12.5
Class-4		
B	3	12.5
G	2	8.33
Class-5		
B	2	8.33
G	2	8.33
Class-6		
B	4	16.66
G	4	16.66
Class-7		
B	4	16.66
G	3	12.5
Class-8		
B	4	16.66
G	5	20.83
ST Student enrolment in the current year		
Class-1		
B	10	41.66
	9	37.5
Class-2		
B	9	37.5
G	6	25

Class-3		
B	6	25
G	8	33.33
Class-4		
B	6	25
G	6	25
Class-5		
B	5	20.83
G	6	25
Class-6		
B	5	20.83
G	4	16.66
Class-7		
B	4	16.66
G	4	16.66
Class-8		
B	4	16.66
G	3	12.5
OBC Student enrolment in the current year		
Class-1		
B	4	16.66
G	4	16.66
Class-2		
B	6	25
G	4	16.66
Class-3		
B	6	25
G	5	20.83
Class-4		
B	4	16.66
G	4	16.66
Class-5		
B	6	25
G	4	16.66
Class-6		
B	4	16.66
G	4	16.66
Class-7		
B	5	20.83
G	3	12.5
Class-8		
B	4	16.66
G	5	20.83

Repeaters		
Class-1		
B	0	0
G	0	0
Class-2		
B	0	0
G	0	0
Class-3		
B	0	0
G	0	0
Class-4		
B	0	0
G	0	0
Class-5		
B	0	0
G	0	0
Class-6		
B	0	0
G	0	0
Class-7		
B	0	0
G	0	0
Class-8		
B	0	0
G	0	0

Source: Field Survey, Dept. of A&A Economics, Tripura University

CHAPTER-V
COMPARATIVE ANALYSIS OF VALIDATION OUTCOME- ALL
SAMPLE DISTRICTS

5.1Block Wise Level Of Discrepancy:

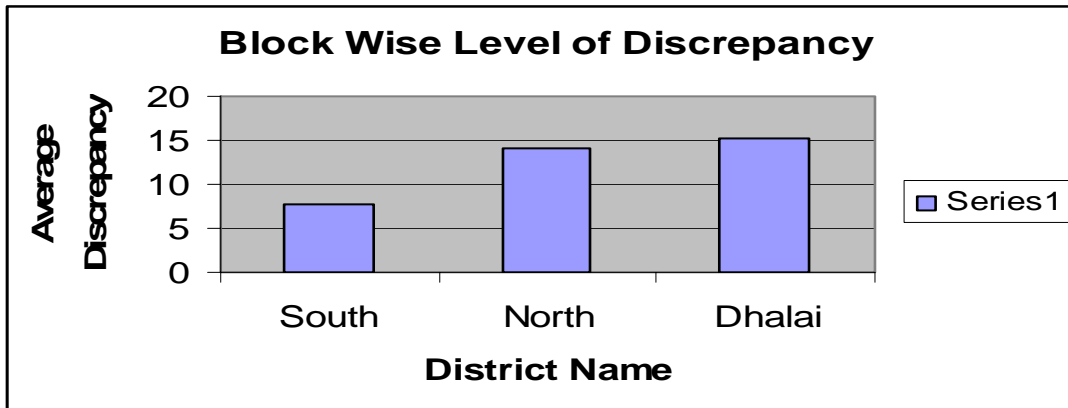
- The average discrepancy between the DISE data and the observed data of the surveyed schools of Dhalai Tripura District at block level is 15.14, that of North Tripura District are 13.98 and that of South Tripura District are 7.69. So it is found that the discrepancy is highest in the surveyed schools of Dhalai Tripura District compared to that of north and south districts.

Table:13

District Name	Average Discrepancy	Rank
South	7.69	1
North	13.98	2
Dhalai	15.14	3

The analysis is presented diagrammatically as follows.

Graph:9



- It is found that in the schools under Manu block average discrepancy is highest (25.62) compared to that of other blocks in Dhalai Tripura District. In the schools under Kumarghat block the average discrepancy is highest (24.5) compared to that of other blocks in North Tripura District. In the schools under Ampinagar block the average discrepancy is highest (13.53) compared to that of other blocks in South Tripura District.

In this context comparing highest average discrepancy between the three blocks of three districts respectively it can be said that the average

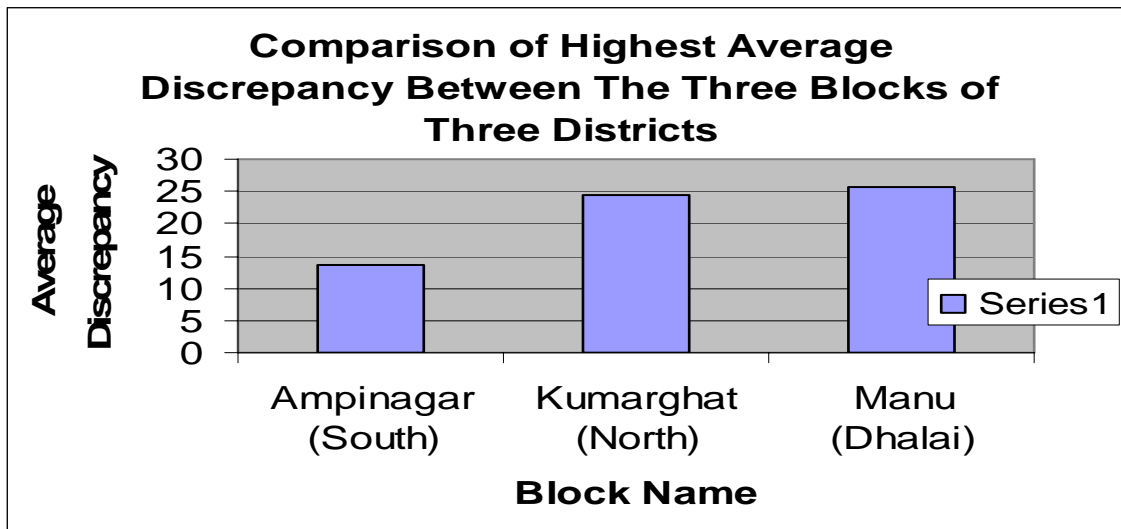
discrepancy of the surveyed schools of Manu block under Dhalai Tripura District is highest compared to Kumarghat block under North Tripura District and that of Ampinagar block under South Tripura District.

Table-14:

Block Name	District Name	Average Discrepancy	Rank
Ampinagar	South	13.53	1
Kumarghat	North	24.50	2
Manu	Dhalai	25.62	3

The analysis is also presented graphically.

Graph:10



- The average discrepancy of the surveyed schools under Dumburnagar block of Dhalai Tripura District is 5.88. It is lowest compared to that of other blocks in Dhalai Tripura District. The surveyed schools under Panisagar block is 3.43 and it is lowest compared to that of other blocks in North Tripura District. In the surveyed schools under Killa block the average discrepancy is 3.14 and it is lowest compared to that of other blocks in South Tripura District.

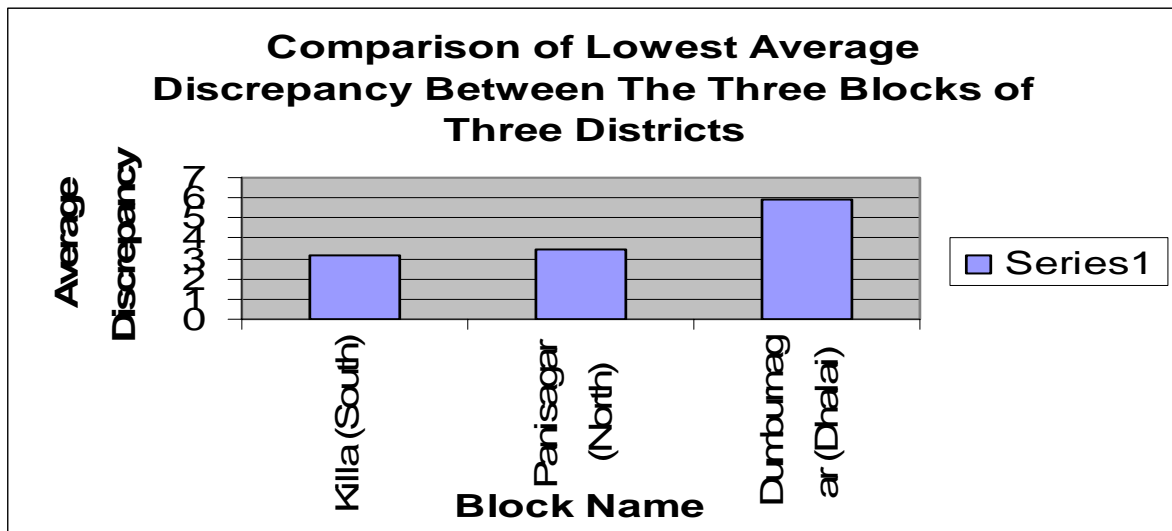
In this context comparing lowest average discrepancy between the three blocks of three districts respectively it can be said that the average discrepancy of the surveyed schools of Dumburnagar block under Dhalai Tripura District is highest compared to that of Panisagar block of North Tripura District and Killa block under South Tripura District.

Table-15:

Block Name	District Name	Average Discrepancy	Rank
Killa	South	3.14	1
Panisagar	North	3.43	2
Durnburnagar	Dhalai	5.88	3

The analysis is also presented graphically.

Graph: 11



5.2 CRC Wise Level Of Discrepancy:

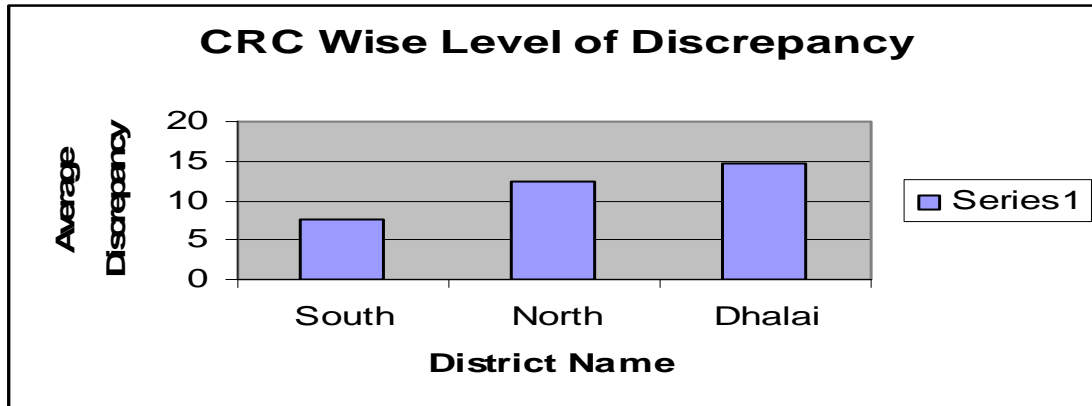
- If the surveyed schools are arranged CRC wise, the average discrepancy between the DISE data and the information of all the surveyed schools of Dhalai Tripura District is found 14.65, that of North Tripura District is found 12.46 and that of South Tripura District is 7.68. Hence the CRCs of Dhalai Tripura District have highest discrepancy and those of South District have lowest discrepancy.

Table-16:

District Name	Average Discrepancy	Rank
South	7.69	1
North	12.46	2
Dhalai	14.65	3

The analysis is also presented graphically.

Graph- 12:



- No discrepancy was found in the schools under Tarakpur High School CRC of Kadamtala block and in the schools under Deocherra High School CRC of Panisagar block of North Tripura District. In South Tripura District lowest discrepancy was found in the surveyed schools under South Bagma S.M.P.H.S. School CRC of Matabari block and it is 0.98. On the other hand in Dhalai Tripura District lowest average discrepancy was found in the surveyed schools under Raishyabari High School CRC of Dumburnagar block and that under North Nalichara High School CRC of Ambassa block and it is 3.43.

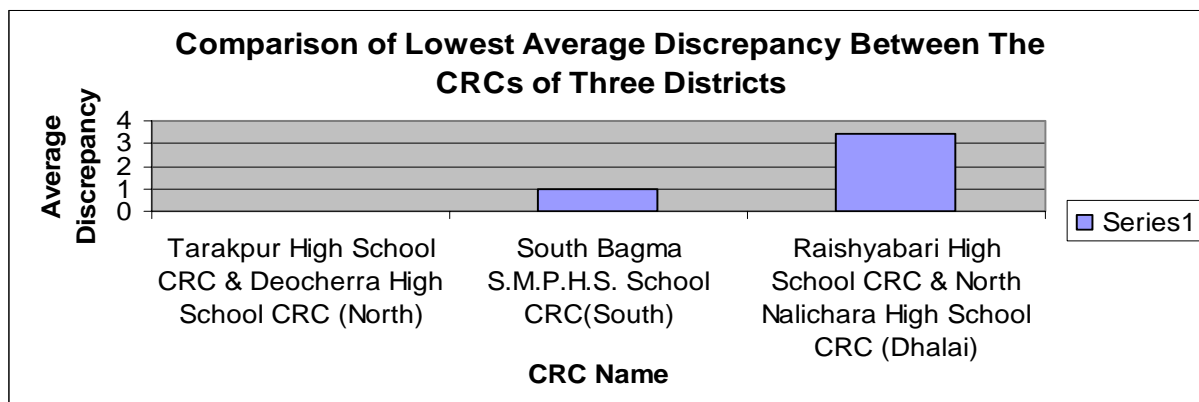
In this context comparing lowest average discrepancy between the CRCs of three districts respectively it can be said that the average discrepancy of the surveyed schools of Tarakpur High School CRC and Deocherra High School CRC under North Tripura District is lowest.

Table-17:

CRC Name	Block Name	District Name	Average Discrepancy	Rank
Tarakpur High School CRC	Kadamtala	North	0.00	1
Deocherra High School CRC	Panisagar		0.00	1
South Bagma S.M.P.H.S. School CRC	Matabari	South	0.98	2
Raishyabari High School CRC	Dumburnagar	Dhalai	3.43	3
North Nalichara High School CRC	Ambassa		3.43	3

The analysis is also presented graphically.

Graph- 13:



- The surveyed schools under Srirampur High School CRC of Gournagar block in North Tripura District have the highest average discrepancy (31.85). In South Tripura District the surveyed schools under Haripur Raina Bari S.B. School CRC of Ampinagar block have the highest average discrepancy (25.48).

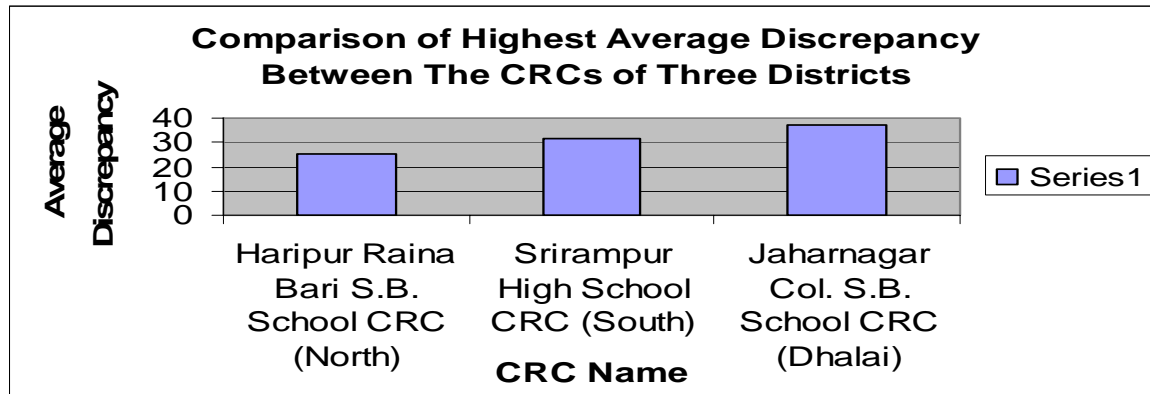
In this context comparing highest average discrepancy between the CRCs of three districts respectively it can be said that the average discrepancy of the surveyed schools of Haripur Raina Bari S.B. School CRC of Ampinagar block under North Tripura District is lowest compared to that of Srirampur High School CRC of Gournagar block under South Tripura District and Jaharnagar Col. S.B. School CRC of Ambassa block under Dhalai District.

Table- 18:

CRC Name	Block Name	District Name	Average Discrepancy	Rank
Haripur Raina Bari S.B. School CRC	Ampinagar	North	25.48	1
Srirampur High School CRC	Gournagar	South	31.85	2
Jaharnagar Col. S.B. School CRC	Ambassa	Dhalai	37.25	3

The analysis is also presented graphically.

Graph- 14:



5.3 Type of School Wise Level Of Discrepancy:

- Grouping the schools type of schools wise, it is found that in North Tripura District the surveyed Higher Secondary (+2 stage) schools have highest average discrepancy (48.48) followed by High Schools (15.08), Senior Basic Schools (13.4) and Junior Basic Schools (4.59).
- In South Tripura District the surveyed High Schools have highest average discrepancy (12.56) followed by Higher Secondary (+2 stage) schools (10.14), Senior Basic Schools (7.61) and Junior Basic Schools (4.34).
- In Dhalai Tripura District that the surveyed Higher Secondary Schools have highest average discrepancy (25.81) followed by Senior Basic Schools (17.02), Junior Basic Schools (14.14) and High Schools (12.09).
- It is followed that both in North and South Tripura Districts Junior Basic Schools have the minimum discrepancy and in Dhalai Tripura District High Schools have the minimum discrepancy compared to other types of school.
- Both in North Tripura District and Dhalai Tripura District maximum discrepancy was found in Higher Secondary Schools compared to other types of schools .In South Tripua District High schools have the maximum discrepancy.
- Comparing average discrepancy of the J.B. Schools of the three districts, Dhalai District (14.14) ranked first followed by those of North District (4.59) and South District (4.34).

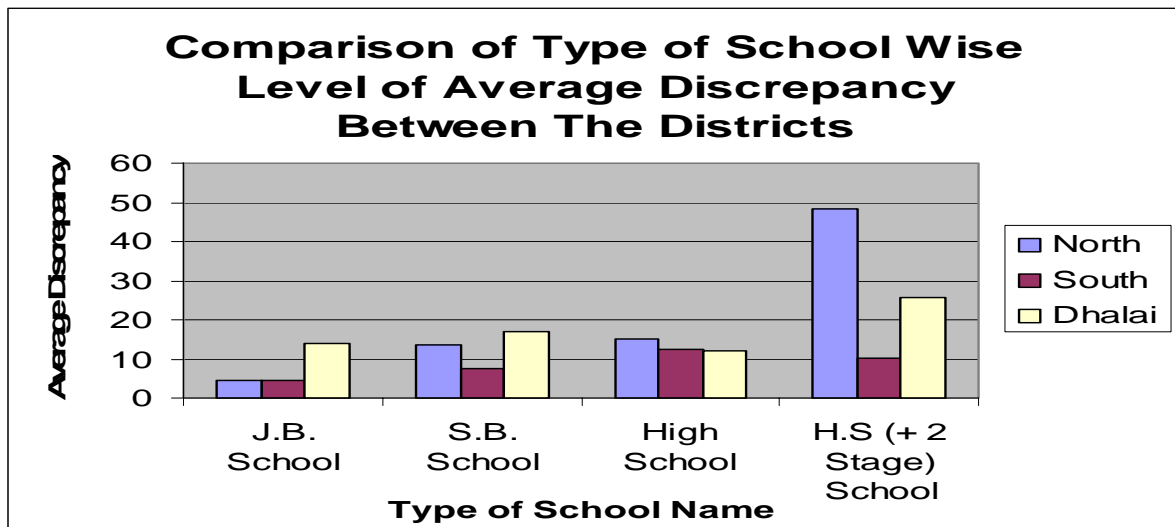
- Comparing average discrepancy of the S.B. Schools of the three districts, Dhalai District (17.02) ranked first followed by those of North District (13.4) and South District (7.61).
- Comparing average discrepancy of the High Schools of the three districts, North District (15.08) ranked first followed by those of South District (12.56) and Dhalai District (12.09).
- Comparing average discrepancy of the Higher Secondary Schools of the three districts, North District (48.48) ranked first followed by those of Dhalai District (25.81) and South District (10.14).

Table- 19:

Type of Schools	Average Discrepancy		
	North District	South District	Dhalai District
J.B. School	4.59	4.34	14.14
S.B. School	13.4	7.61	17.02
High School	15.08	12.56	12.09
H.S (+ 2 Stage) School	48.48	10.14	25.81

The analysis is also presented graphically.

Graph- 15:



5.4 Item Wise Level Of Discrepancy:

- No schools was found both in North , South and Dhalai Tripura Districts which have discrepancy in maintaining records of the items like Academic year, Block name, Rural/urban and DISE School code.
- The schools under both the three Districts have highest average discrepancy to maintain the record of teachers' position. 74.07% schools under North Tripura District have the discrepancy in maintaining the record of teachers' position, in South Tripura District it is 60.52% and in Dhalai District it is 50.00%.

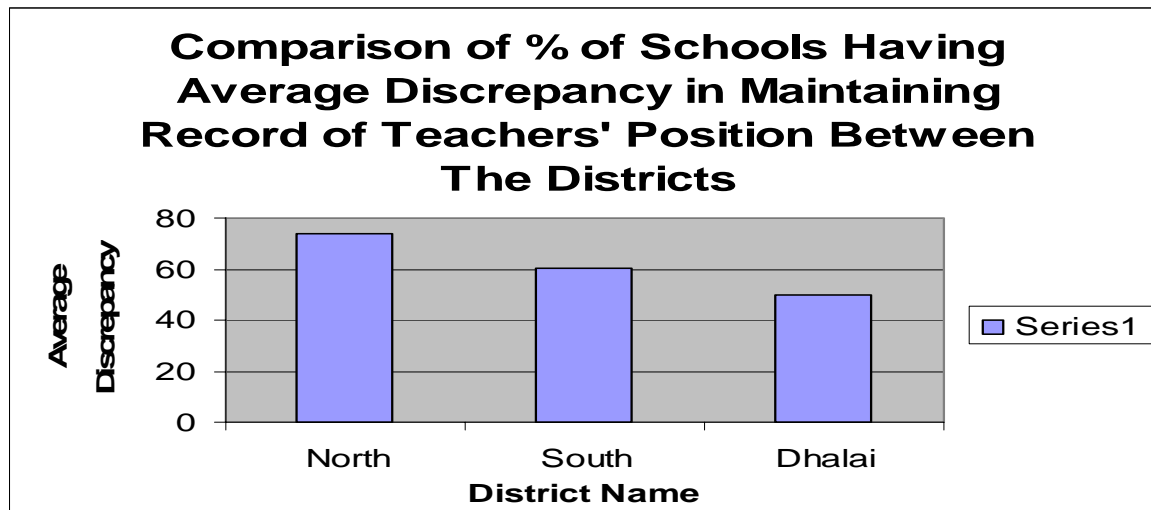
In this context it may be said that the average discrepancy between the DISE data and observed data of teachers' position is highest in the schools of North Tripura District compared to those of South and Dhalai Districts of Tripura.

Table- 20:

District Name	% of Schools having Average Discrepancy in Teachers' Position	Rank
North	74.07	1
South	60.52	2
Dhalai	50.00	3

The analysis is presented diagrammatically.

Graph-16:



CHAPTER-VI

MAJOR FINDINGS & RECOMMENDATION

6.1 Major Findings:

6.1.1 Block Wise Level of Discrepancy:

- The average discrepancy between DISE data and observed data of the surveyed schools at block level is highest in the surveyed schools of Dhalai Tripura District (15.14) followed by that of North (13.98) and South (7.69) Tripura Districts.
- Comparing highest average discrepancy between the three blocks of three districts respectively it can be said that the average discrepancy of the surveyed schools of Manu block (25.62) under Dhalai Tripura District is highest compared to that of Kumarghat block (24.50) under North Tripura District and that of Ampinagar block (13.53) under South Tripura District.
- Comparing lowest average discrepancy between the three blocks of three districts respectively it can be said that the average discrepancy of the surveyed schools of Dumburnagar block(5.88) under Dhalai Tripura District ranked first followed by that of Panisagar block (3.43) under North Tripura District and that of Ampinagar block (3.14) under South Tripura District.

6.1.2 CRC Wise Level of Discrepancy:

- Arranging the schools CRC wise, it may be pointed out that most discrepancy between DISE data and observed data of the surveyed schools is found in Dhalai district (14.65) compared to that of North district (12.46) and South district (7.69) of Tripura.
- No discrepancy was found in the schools under Tarakpur High School CRC of Kadamtala block and in the schools under Deocherra High School CRC of Panisagar block of North Tripura District. In South Tripura District lowest discrepancy was found in the surveyed schools under South Bagma S.M.P.H.S. School CRC (0.98) of Matabari block. On the other hand in Dhalai Tripura District lowest average discrepancy was found in the surveyed schools both under Raishyabari High School CRC of Dumburnagar block and North Nalichara High School CRC of Ambassa block and it is 3.43.

- Comparing highest average discrepancy between the CRCs of three districts respectively it can be said that the average discrepancy of the surveyed schools of Haripur Raina Bari S.B. School CRC (25.48) of Ampinagar block under North Tripura District is lowest compared to that of Srirampur High School CRC (31.85) of Gournagar block under South Tripura District and Jaharnagar Col. S.B. School CRC (37.25) of Ambassa block under Dhalai District.

6.1.3 Type of School Wise Level of Discrepancy:

- Grouping the schools type of school wise, it is found that in North Tripura District the surveyed Higher Secondary (+2 stage) schools have highest average discrepancy (48.48) followed by High Schools (15.08), Senior Basic Schools (13.4) and Junior Basic Schools (4.59).
- In South Tripura District the surveyed High Schools have highest average discrepancy (12.56) followed by Higher Secondary (+2 stage) schools (10.14), Senior Basic Schools (7.61) and Junior Basic Schools (4.34).
- In Dhalai Tripura District that the surveyed Higher Secondary Schools have highest average discrepancy (25.81) followed by Senior Basic Schools (17.02), Junior Basic Schools (14.14) and High Schools (12.09).
- Both in North and South Tripura Districts Junior Basic Schools have the minimum discrepancy and in Dhalai Tripura District High Schools have the minimum discrepancy compared to other types of school.
- Both in North and Dhalai Tripura Districts maximum discrepancy was found in Higher Secondary Schools compared to other types of schools .In South Tripua District High schools have the maximum discrepancy.

6.1. 4 Item Wise Level of Discrepancy:

- No schools was found both in North , South and Dhalai Tripura Districts which have discrepancy in maintaining records of the items like Academic year, Block name, Rural/urban and DISE School code.
- The schools under both the three Districts have highest average discrepancy to maintain the record of teachers' position. In this context it may be said that the average discrepancy between the DISE data and observed data of teachers' position is highest in the schools of North Tripura District (74.07%) compared to those of South (60.52 %) and Dhalai Districts (50.00%).

6.2 Recommendation:

1. Teachers should be given proper training for using the data format of DISE. This may help to reduce discrepancies for individual items at school level.
2. BRCs and CRCs should monitor the exercise on a regular basis.

The End